

## Thai Round, 11-12-13 March 2016 World Superbike - Results Race 2

Laps 20 = 91,080 Km - Time Of Race 31'33.493 - Avg. 173,166 km/h

Buriram 4.554 m

1 / 2

Pos	Race	Grid	No.	Rider	Nat	Team	Bike	LL	Gap	Fastest Lap	Speed	Qualifying		Ranking			
												Time	Speed	R1	R2	Tot	Pos
1	3	66	T.	SYKES	GBR	Kawasaki Racing Team	Kawasaki ZX-10R	20		1'34.236	300,8	1'33.671	300,8	20	25	66	2
2	2	1	J.	REA	GBR	Kawasaki Racing Team	Kawasaki ZX-10R	20	0.190	1'33.997	308,6	1'33.671	302,5	25	20	95	1
3	4	7	C.	DAVIES	GBR	Aruba.it Racing - Ducati	Ducati 1199 Panigale R	20	0.314	1'34.261	305,1	1'33.844	299,2	13	16	55	4
4	1	60	M.	VAN DER MARK	NED	Honda World Superbike Team	Honda CBR1000RR SP	20	5.199	1'34.413	300,8	1'33.452	300,8	16	13	65	3
5	8	69	N.	HAYDEN	USA	Honda World Superbike Team	Honda CBR1000RR SP	20	10.643	1'34.714	301,7	1'34.416	298,3		11	31	8
6	5	50	S.	GUINTOLI	FRA	Pata Yamaha Official WorldSBK Team	Yamaha YZF R1	20	13.068	1'34.711	301,7	1'33.866	300,0	9	10	40	5
7	9	21	M.	REITERBERGER	GER	Althea BMW Racing Team	BMW S1000 RR	20	14.481	1'34.783	305,1	1'34.796	302,5	11	9	28	9
8	10	81	J.	TORRES	ESP	Althea BMW Racing Team	BMW S1000 RR	20	14.504	1'34.898	306,8	1'34.859	301,7	8	8	33	7
9	18	32	L.	SAVADORI	ITA	IodaRacing Team	Aprilia RSV4 RF	20	21.694	1'34.920	304,2	1'35.771	304,2	6	7	17	11
10	6	34	D.	GIUGLIANO	ITA	Aruba.it Racing - Ducati	Ducati 1199 Panigale R	20	23.794	1'34.821	297,5	1'33.983	300,8		6	35	6
11	14	2	L.	CAMIER	GBR	MV Agusta Reparto Corse	MV Agusta 1000 F4	20	27.205	1'35.362	291,1	1'35.288	290,3	5	5	19	10
12	15	40	R.	RAMOS	ESP	Team GoEleven	Kawasaki ZX-10R	20	32.309	1'35.429	296,7	1'35.605	295,9	4	4	17	12
13	12	151	M.	BAIOCCO	ITA	VFT Racing	Ducati 1199 Panigale R	20	36.672	1'35.274	295,9	1'35.513	294,3	3	3	6	17
14	19	15	A.	DE ANGELIS	RSM	IodaRacing Team	Aprilia RSV4 RF	20	38.761	1'34.866	303,4	1'35.794	302,5	7	2	12	15
15	11	17	K.	ABRAHAM	CZE	Milwaukee BMW	BMW S1000 RR	20	39.789	1'35.656	303,4	1'34.958	302,5		1	9	16
16	13	25	J.	BROOKES	AUS	Milwaukee BMW	BMW S1000 RR	20	42.840	1'35.570	299,2	1'35.207	291,9	1		14	13
17	17	20	S.	BARRIER	FRA	Pedercini Racing	Kawasaki ZX-10R	20	46.158	1'36.315	292,7	1'35.699	295,1			2	20
18	21	14	A.	NAKCHAROENSRATHA	THA	Yamaha Thailand Racing Team	Yamaha YZF R1	20	1'04.628	1'36.681	287,2	1'37.416	286,5				
19	23	9	D.	SCHMITTER	SUI	Grillini Racing Team	Kawasaki ZX-10R	20	1'21.675	1'37.961	293,5	1'38.150	289,5				
20	22	56	P.	SEBESTYÉN	HUN	Team Tóth	Yamaha YZF R1	20	1'21.687	1'37.872	289,5	1'37.757	288,0				
21	25	19	S.	KAEWJATURAPOTHA	THA	Grillini Racing Team	Kawasaki ZX-10R	19	1 Lap	1'39.212	288,8	1'41.373	287,2				
22	24	10	I.	TÓTH	HUN	Team Tóth	Yamaha YZF R1	19	1 Lap	1'40.525	288,8	1'39.091	288,0				
-----Not Classified-----																	
RET	7	22	A.	LOWES	GBR	Pata Yamaha Official WorldSBK Team	Yamaha YZF R1	9	11 Laps	1'34.686	299,2	1'34.371	300,0	10		12	14
RET	16	12	X.	FORÉS	ESP	Barni Racing Team	Ducati 1199 Panigale R	9	11 Laps	1'35.908	295,9	1'35.686	299,2	2		2	18
RET	20	11	S.	AL SULAITI	QAT	Pedercini Racing	Kawasaki ZX-10R	7	13 Laps	1'36.591	285,0	1'37.179	288,0				

AIR	Humidity:	39%	Temp:	36°C
TRACK	Condition:	Dry	Temp:	43°C

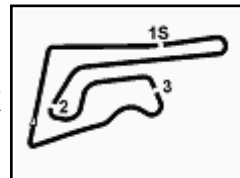
Fastest Lap	5° Jonathan Rea	1'33.997	174,414	Km/h
Lap Record:	2015 J.Rea	1'33.817	174,750	Km/h
Best Lap	2015 J.Rea	1'33.382	175,560	Km/h

LAP LEADERS				
No.	Rider	From	To	Total
66	T. SYKES	1	12	12
1	J. REA	13	13	1
66	T. SYKES	14	20	7

TOTAL LEADER LAPS		
No.	Rider	Laps
66	T. SYKES	47
1	J. REA	29
60	M. VAN DER MARK	7
7	C. DAVIES	1

13/03/2016 Start 16:00 End 16:35

The results are provisional until the end of the time limit for protests and appeals and the completion of the technical checks.



## Thai Round, 11-12-13 March 2016 World Superbike - Results Race 2

### RACE HIGHLIGHTS

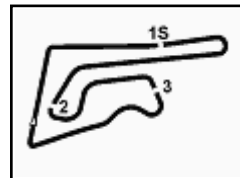
15.57.58		Warm-up Lap Start
16.00.56		Start
16.02.35		No Jump Start
16.12.02	11 Al Sulaiti	Entered Pits
16.15.47	12 Forés	Entered Pits
16.16.03	22 Lowes	Technical Problem - Turn 5
16.16.27	12 Forés	Out
16.17.36	11 Al Sulaiti	Out
16.17.46	22 Lowes	Out
16.23.33	15 De Angelis	On the Gravel - Turn 3
16.23.55	15 De Angelis	Re-joined
16.35.10		End Of Session

13/03/2016      Start 16:00      End 16:35

The results are provisional until the end of the time limit for protests and appeals and the completion of the technical checks.

FCR PERDIA TIMING





Buriram 4.554 m

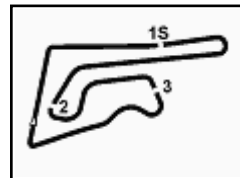
1 / 3

## Thai Round, 11-12-13 March 2016 World Superbike - Lap Chart Race 2

Pos	Lap																				
	1	2	3	4	5	6	7	8	9	10	11	12	13	14	15	16	17	18	19	20	
1	66	66	66	66	66	66	66	66	66	66	66	66	1	66	66	66	66	66	66	66	66
2	1	1	1	1	1	1	1	1	1	1	1	1	66	7	7	1	1	1	1	1	1
3	60	60	60	60	60	60	60	60	60	7	7	7	7	1	1	7	7	7	7	7	7
4	7	22	7	7	7	7	7	7	7	60	60	60	60	60	60	60	60	60	60	60	60
5	22	7	50	50	50	50	50	50	50	50	50	69	69	69	69	69	69	69	69	69	69
6	50	50	22	22	22	22	22	22	22	69	50	50	50	50	50	50	50	50	50	50	50
7	69	69	69	69	69	69	69	69	69	81	81	81	81	81	81	81	81	81	81	81	21
8	34	34	34	34	34	34	34	34	81	32	32	21	21	21	21	21	21	21	21	21	81
9	21	81	81	81	81	81	81	81	34	15	21	32	32	32	32	32	32	32	32	32	32
10	81	21	32	32	32	32	32	32	32	21	15	15	15	15	34	34	34	34	34	34	34
11	17	32	21	21	21	15	15	15	15	34	34	34	34	34	40	2	2	2	2	2	2
12	32	17	15	15	15	21	21	21	21	40	40	40	40	2	2	40	40	40	40	40	40
13	40	15	17	17	17	40	40	40	40	2	2	2	40	151	151	151	151	151	151	151	151
14	15	40	40	40	40	17	17	25	2	25	25	151	25	151	25	25	25	17	15	15	15
15	25	25	25	25	25	25	25	2	25	151	151	25	151	25	17	17	17	15	17	17	17
16	2	2	2	2	2	2	2	17	17	17	17	17	17	17	15	15	15	25	25	25	25
17	12	12	151	151	151	151	151	151	151	20	20	20	20	20	20	20	20	20	20	20	20
18	20	151	20	20	20	20	20	20	20	14	14	14	14	14	14	14	14	14	14	14	14
19	9	20	11	11	11	11	14	14	14	9	9	9	56	56	9	9	9	9	9	9	9
20	11	11	14	14	14	12	12	12	9	56	56	56	9	9	56	56	56	56	56	56	56
21	151	14	12	12	12	14	11	9	56	19	19	19	19	19	19	19	19	19	19	19	19
22	14	9	9	56	9	9	9	56	19	10	10	10	10	10	10	10	10	10	10	10	10
23	56	56	56	9	56	56	56	19	10												
24	19	19	19	19	19	19	19	10	12												
25	10	10	10	10	10	10	10														

Final Result		
1	<b>66 T. SYKES</b>	Laps 20
2	<b>1 J. REA</b>	0.190
3	<b>7 C. DAVIES</b>	0.314
4	<b>60 M. VAN DER MARK</b>	5.199
5	<b>69 N. HAYDEN</b>	10.643
6	<b>50 S. GUINTOLI</b>	13.068
7	<b>21 M. REITERBERGER</b>	14.481
8	<b>81 J. TORRES</b>	14.504
9	<b>32 L. SAVADORI</b>	21.694
10	<b>34 D. GIUGLIANO</b>	23.794
11	<b>2 L. CAMIER</b>	27.205
12	<b>40 R. RAMOS</b>	32.309
13	<b>151 M. BAIOTTO</b>	36.672
14	<b>15 A. DE ANGELIS</b>	38.761
15	<b>17 K. ABRAHAM</b>	39.789
16	<b>25 J. BROOKES</b>	42.840
17	<b>20 S. BARRIER</b>	46.158
18	<b>14 A. NAKCHAROENSRI</b>	1'04.628
19	<b>9 D. SCHMITTER</b>	1'21.675
20	<b>56 P. SEBESTYÉN</b>	1'21.687
21	<b>19 S. KAEWJATURAPORN</b>	1 Lap
22	<b>10 I. TÓTH</b>	1 Lap
RET	<b>22 A. LOWES</b>	11 Laps
RET	<b>12 X. FORÉS</b>	11 Laps
RET	<b>11 S. AL SULAITI</b>	13 Laps





Buriram 4.554 m

3 / 3

## Thai Round, 11-12-13 March 2016 World Superbike - Lap Chart Race 2

6	50 S.Guintoli (FRA)	8.560	14	25 J.Brookes (AUS)	30.959
7	81 J.Torres (ESP)	8.919	15	17 K.Abraham (CZE)	33.375
8	21 M.Reiterberger (GER)	11.553	16	15 A.De Angelis (RSM)	34.634
9	32 L.Savadori (ITA)	11.796	17	20 S.Barrier (FRA)	37.631
10	15 A.De Angelis (RSM)	12.251	18	14 A.Nakcharoensri (THA)	49.973
11	34 D.Giugliano (ITA)	16.592	19	9 D.Schmitter (SUI)	105.551
12	40 R.Ramos (ESP)	19.431	20	56 P.Sebestyén (HUN)	105.581
13	2 L.Camier (GBR)	19.723	21	19 S.Kaewjaturaporn (TH)	127.361
14	25 J.Brookes (AUS)	24.075	22	10 I.Tóth (HUN)	
15	151 M.Baiocco (ITA)	24.337			
16	17 K.Abraham (CZE)	29.012			
17	20 S.Barrier (FRA)	31.246			
18	14 A.Nakcharoensri (THA)	39.697			
19	56 P.Sebestyén (HUN)	52.617			
20	9 D.Schmitter (SUI)	52.871			
21	19 S.Kaewjaturaporn (TH)	1'11.123			
22	10 I.Tóth (HUN)	1'28.736			

22 10 I.Tóth (HUN)

Lap 20		
1	66 T.Sykes (GBR)	
2	1 J.Rea (GBR)	0.190
3	7 C.Davies (GBR)	0.314
4	60 M.van der Mark (NED)	5.199
5	69 N.Hayden (USA)	10.643
6	50 S.Guintoli (FRA)	13.068
7	21 M.Reiterberger (GER)	14.481
8	81 J.Torres (ESP)	14.504
9	32 L.Savadori (ITA)	21.694
10	34 D.Giugliano (ITA)	23.794
11	2 L.Camier (GBR)	27.205
12	40 R.Ramos (ESP)	32.309
13	151 M.Baiocco (ITA)	36.672
14	15 A.De Angelis (RSM)	38.761
15	17 K.Abraham (CZE)	39.789
16	25 J.Brookes (AUS)	42.840
17	20 S.Barrier (FRA)	46.158
18	14 A.Nakcharoensri (THA)	1'04.628
19	9 D.Schmitter (SUI)	1'21.675
20	56 P.Sebestyén (HUN)	1'21.687

Lap 14		
1	66 T.Sykes (GBR)	
2	7 C.Davies (GBR)	0.239
3	1 J.Rea (GBR)	0.436
4	60 M.van der Mark (NED)	2.585
5	69 N.Hayden (USA)	8.139
6	50 S.Guintoli (FRA)	8.988
7	81 J.Torres (ESP)	9.369
8	21 M.Reiterberger (GER)	11.792
9	32 L.Savadori (ITA)	12.133
10	15 A.De Angelis (RSM)	13.110
11	34 D.Giugliano (ITA)	17.711
12	2 L.Camier (GBR)	21.018
13	40 R.Ramos (ESP)	21.398
14	151 M.Baiocco (ITA)	25.938
15	25 J.Brookes (AUS)	26.218
16	17 K.Abraham (CZE)	30.551
17	20 S.Barrier (FRA)	33.234
18	14 A.Nakcharoensri (THA)	42.910
19	56 P.Sebestyén (HUN)	56.237
20	9 D.Schmitter (SUI)	56.363
21	19 S.Kaewjaturaporn (TH)	1'16.178
22	10 I.Tóth (HUN)	

Lap 17		
1	66 T.Sykes (GBR)	
2	1 J.Rea (GBR)	0.190
3	7 C.Davies (GBR)	0.409
4	60 M.van der Mark (NED)	3.521
5	69 N.Hayden (USA)	9.462
6	50 S.Guintoli (FRA)	10.710
7	81 J.Torres (ESP)	11.345
8	21 M.Reiterberger (GER)	13.455
9	32 L.Savadori (ITA)	16.492
10	34 D.Giugliano (ITA)	21.199
11	2 L.Camier (GBR)	25.313
12	40 R.Ramos (ESP)	25.571
13	151 M.Baiocco (ITA)	30.790
14	25 J.Brookes (AUS)	33.853
15	17 K.Abraham (CZE)	34.581
16	15 A.De Angelis (RSM)	35.336
17	20 S.Barrier (FRA)	39.928
18	14 A.Nakcharoensri (THA)	53.399
19	9 D.Schmitter (SUI)	1'09.887
20	56 P.Sebestyén (HUN)	1'10.144
21	19 S.Kaewjaturaporn (TH)	1'33.243
22	10 I.Tóth (HUN)	

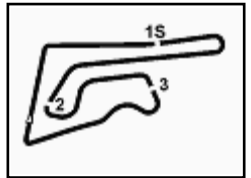
Lap 18		
1	66 T.Sykes (GBR)	
2	1 J.Rea (GBR)	0.167
3	7 C.Davies (GBR)	0.282
4	60 M.van der Mark (NED)	3.838
5	69 N.Hayden (USA)	9.888
6	50 S.Guintoli (FRA)	10.943
7	81 J.Torres (ESP)	11.533
8	21 M.Reiterberger (GER)	13.550
9	32 L.Savadori (ITA)	18.993
10	34 D.Giugliano (ITA)	21.731
11	2 L.Camier (GBR)	25.958
12	40 R.Ramos (ESP)	27.450
13	151 M.Baiocco (ITA)	32.532
14	17 K.Abraham (CZE)	36.111
15	15 A.De Angelis (RSM)	36.723
16	25 J.Brookes (AUS)	37.161
17	20 S.Barrier (FRA)	42.102
18	14 A.Nakcharoensri (THA)	57.087
19	9 D.Schmitter (SUI)	1'13.762
20	56 P.Sebestyén (HUN)	1'14.016
21	19 S.Kaewjaturaporn (TH)	
22	10 I.Tóth (HUN)	

Lap 15		
1	66 T.Sykes (GBR)	
2	7 C.Davies (GBR)	0.205
3	1 J.Rea (GBR)	0.379
4	60 M.van der Mark (NED)	2.939
5	69 N.Hayden (USA)	8.611
6	50 S.Guintoli (FRA)	9.434
7	81 J.Torres (ESP)	9.897
8	21 M.Reiterberger (GER)	12.377
9	32 L.Savadori (ITA)	12.613
10	34 D.Giugliano (ITA)	18.717
11	40 R.Ramos (ESP)	22.386
12	2 L.Camier (GBR)	22.647
13	151 M.Baiocco (ITA)	27.346
14	25 J.Brookes (AUS)	28.509
15	17 K.Abraham (CZE)	31.828
16	15 A.De Angelis (RSM)	33.059
17	20 S.Barrier (FRA)	35.308
18	14 A.Nakcharoensri (THA)	46.547
19	9 D.Schmitter (SUI)	1'00.593
20	56 P.Sebestyén (HUN)	1'00.765
21	19 S.Kaewjaturaporn (TH)	1'21.932
22	10 I.Tóth (HUN)	

Lap 19		
1	66 T.Sykes (GBR)	
2	1 J.Rea (GBR)	0.134
3	7 C.Davies (GBR)	0.407
4	60 M.van der Mark (NED)	4.569
5	69 N.Hayden (USA)	9.895
6	50 S.Guintoli (FRA)	11.903
7	81 J.Torres (ESP)	13.455
8	21 M.Reiterberger (GER)	13.936
9	32 L.Savadori (ITA)	20.177
10	34 D.Giugliano (ITA)	22.400
11	2 L.Camier (GBR)	26.350
12	40 R.Ramos (ESP)	28.489
13	151 M.Baiocco (ITA)	34.474
14	15 A.De Angelis (RSM)	37.627
15	17 K.Abraham (CZE)	38.163
16	25 J.Brookes (AUS)	39.957
17	20 S.Barrier (FRA)	43.947
18	14 A.Nakcharoensri (THA)	1'00.504
19	9 D.Schmitter (SUI)	1'17.891
20	56 P.Sebestyén (HUN)	1'17.917
21	19 S.Kaewjaturaporn (TH)	

Lap 16		
1	66 T.Sykes (GBR)	
2	1 J.Rea (GBR)	0.248
3	7 C.Davies (GBR)	0.473
4	60 M.van der Mark (NED)	3.329
5	69 N.Hayden (USA)	9.100
6	50 S.Guintoli (FRA)	9.954
7	81 J.Torres (ESP)	10.695
8	21 M.Reiterberger (GER)	12.821
9	32 L.Savadori (ITA)	13.120
10	34 D.Giugliano (ITA)	20.093
11	2 L.Camier (GBR)	23.598
12	40 R.Ramos (ESP)	23.644
13	151 M.Baiocco (ITA)	28.882




**Thai Round, 11-12-13 March 2016**
**World Superbike - Best Sector & Speed Race 2**
**Results**

1	66 T. SYKES	Kawasaki ZX-10R	Laps 20
2	1 J. REA	Kawasaki ZX-10R	0.190
3	7 C. DAVIES	Ducati 1199 Panigale R	0.314
4	60 M. VAN DER MARK	Honda CBR1000RR SP	5.199
5	69 N. HAYDEN	Honda CBR1000RR SP	10.643
6	50 S. GUINTOLI	Yamaha YZF R1	13.068
7	21 M. REITERBERGER	BMW S1000 RR	14.481
8	81 J. TORRES	BMW S1000 RR	14.504
9	32 L. SAVADORI	Aprilia RSV4 RF	21.694
10	34 D. GIUGLIANO	Ducati 1199 Panigale R	23.794
11	2 L. CAMIER	MV Austa 1000 F4	27.205
12	40 R. RAMOS	Kawasaki ZX-10R	32.309
13	151 M. BAIOTTO	Ducati 1199 Panigale R	36.672
14	15 A. DE ANGELIS	Aprilia RSV4 RF	38.761
15	17 K. ABRAHAM	BMW S1000 RR	39.789
16	25 J. BROOKES	BMW S1000 RR	42.840
17	20 S. BARRIER	Kawasaki ZX-10R	46.158
18	14 A. NAKCHAROENSRI	Yamaha YZF R1	104.628
19	9 D. SCHMITTER	Kawasaki ZX-10R	121.675
20	56 P. SEBESTYEN	Yamaha YZF R1	121.687
21	19 S. KAEWJATURAPORN	Kawasaki ZX-10R	1 Lap
22	10 I. TÓTH	Yamaha YZF R1	1 Lap
RET	22 A. LOWES	Yamaha YZF R1	11 Laps
RET	12 X. FORÉS	Ducati 1199 Panigale R	11 Laps
RET	11 S. AL SULAITI	Kawasaki ZX-10R	13 Laps

**Top Speeds**

1	1 J. REA	Kawasaki ZX-10R	308.6
2	81 J. TORRES	BMW S1000 RR	306.8
3	21 M. REITERBERGER	BMW S1000 RR	305.1
4	7 C. DAVIES	Ducati 1199 Panigale R	305.1
5	32 L. SAVADORI	Aprilia RSV4 RF	304.2
6	15 A. DE ANGELIS	Aprilia RSV4 RF	303.4
7	17 K. ABRAHAM	BMW S1000 RR	303.4
8	69 N. HAYDEN	Honda CBR1000RR SP	301.7
9	50 S. GUINTOLI	Yamaha YZF R1	301.7
10	60 M. VAN DER MARK	Honda CBR1000RR SP	300.8
11	66 T. SYKES	Kawasaki ZX-10R	300.8
12	25 J. BROOKES	BMW S1000 RR	299.2
13	22 A. LOWES	Yamaha YZF R1	299.2
14	34 D. GIUGLIANO	Ducati 1199 Panigale R	297.5
15	40 R. RAMOS	Kawasaki ZX-10R	296.7
16	12 X. FORÉS	Ducati 1199 Panigale R	295.9
17	151 M. BAIOTTO	Ducati 1199 Panigale R	295.9
18	9 D. SCHMITTER	Kawasaki ZX-10R	293.5
19	20 S. BARRIER	Kawasaki ZX-10R	292.7
20	2 L. CAMIER	MV Austa 1000 F4	291.1
21	56 P. SEBESTYEN	Yamaha YZF R1	289.5
22	19 S. KAEWJATURAPORN	Kawasaki ZX-10R	288.8
23	10 I. TÓTH	Yamaha YZF R1	288.8
24	14 A. NAKCHAROENSRI	Yamaha YZF R1	287.2
25	11 S. AL SULAITI	Kawasaki ZX-10R	285.0

**Seg. 1**

1	1 J. REA	19.466
2	15 A. DE ANGELIS	19.523
3	7 C. DAVIES	19.562
4	32 L. SAVADORI	19.582
5	66 T. SYKES	19.592
6	21 M. REITERBERGE	19.595
7	81 J. TORRES	19.641
8	17 K. ABRAHAM	19.686
9	50 S. GUINTOLI	19.691
10	60 M. VAN DER MARK	19.700
11	69 N. HAYDEN	19.716
12	34 D. GIUGLIANO	19.742
13	25 J. BROOKES	19.755
14	22 A. LOWES	19.787
15	12 X. FORÉS	19.863
16	40 R. RAMOS	19.912
17	151 M. BAIOTTO	19.924
18	20 S. BARRIER	19.982
19	2 L. CAMIER	20.046
20	11 S. AL SULAITI	20.162
21	14 A. NAKCHAROENS	20.248
22	56 P. SEBESTYEN	20.252
23	9 D. SCHMITTER	20.411
24	19 S. KAEWJATURAP	20.524
25	10 I. TÓTH	20.606

**Seg. 2**

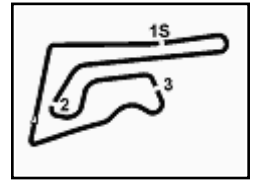
1	7 C. DAVIES	27.164
2	1 J. REA	27.218
3	66 T. SYKES	27.236
4	60 M. VAN DER MARK	27.274
5	50 S. GUINTOLI	27.350
6	69 N. HAYDEN	27.488
7	22 A. LOWES	27.497
8	21 M. REITERBERGE	27.497
9	81 J. TORRES	27.521
10	17 K. ABRAHAM	27.567
11	15 A. DE ANGELIS	27.574
12	151 M. BAIOTTO	27.584
13	2 L. CAMIER	27.588
14	32 L. SAVADORI	27.592
15	34 D. GIUGLIANO	27.625
16	40 R. RAMOS	27.656
17	25 J. BROOKES	27.674
18	12 X. FORÉS	27.860
19	20 S. BARRIER	27.984
20	14 A. NAKCHAROENS	28.078
21	11 S. AL SULAITI	28.181
22	9 D. SCHMITTER	28.345
23	56 P. SEBESTYEN	28.596
24	19 S. KAEWJATURAP	28.795
25	10 I. TÓTH	29.138

**Seg. 3**

1	22 A. LOWES	21.674
2	34 D. GIUGLIANO	21.749
3	69 N. HAYDEN	21.752
4	60 M. VAN DER MARK	21.772
5	50 S. GUINTOLI	21.805
6	66 T. SYKES	21.821
7	1 J. REA	21.826
8	7 C. DAVIES	21.834
9	15 A. DE ANGELIS	21.857
10	81 J. TORRES	21.908
11	2 L. CAMIER	21.919
12	32 L. SAVADORI	21.925
13	21 M. REITERBERGE	21.967
14	40 R. RAMOS	21.988
15	17 K. ABRAHAM	22.078
16	151 M. BAIOTTO	22.104
17	14 A. NAKCHAROENS	22.111
18	25 J. BROOKES	22.118
19	11 S. AL SULAITI	22.162
20	12 X. FORÉS	22.179
21	20 S. BARRIER	22.308
22	56 P. SEBESTYEN	22.540
23	9 D. SCHMITTER	22.632
24	19 S. KAEWJATURAP	22.965
25	10 I. TÓTH	23.290

**Seg. 4**

1	1 J. REA	25.271
2	60 M. VAN DER MARK	25.299
3	66 T. SYKES	25.299
4	7 C. DAVIES	25.358
5	22 A. LOWES	25.414
6	32 L. SAVADORI	25.430
7	34 D. GIUGLIANO	25.451
8	50 S. GUINTOLI	25.482
9	81 J. TORRES	25.488
10	69 N. HAYDEN	25.489
11	21 M. REITERBERGE	25.508
12	151 M. BAIOTTO	25.510
13	15 A. DE ANGELIS	25.523
14	2 L. CAMIER	25.628
15	40 R. RAMOS	25.631
16	12 X. FORÉS	25.640
17	25 J. BROOKES	25.641
18	17 K. ABRAHAM	25.765
19	11 S. AL SULAITI	25.807
20	20 S. BARRIER	25.827
21	14 A. NAKCHAROENS	25.964
22	9 D. SCHMITTER	26.207
23	56 P. SEBESTYEN	26.253
24	19 S. KAEWJATURAP	26.709
25	10 I. TÓTH	27.185



Buriram 4.554 m

## Thai Round, 11-12-13 March 2016

### World Superbike - Chronological Analysis Race 2

Start at 16:00'32.132

1 / 4

66 T. SYKES (1'34.236)							
Lap	Seq. 1	Seq. 2	Seq. 3	Seq. 4	Lap Time	km/h	Local Time
1	20.800	27.612	22.108	25.422	1'35.942	293.5	16:02'08.074
2	19.893	27.379	<b>21.821</b>	25.382	1'34.475	294.3	16:03'42.549
3	19.814	<b>27.236</b>	21.822	25.385	1'34.257	295.1	16:05'16.806
4	19.737	27.256	21.907	25.401	1'34.301	294.3	16:06'51.107
5	19.745	27.287	21.885	25.372	1'34.289	292.7	16:08'25.996
6	19.742	27.256	21.939	<b>25.299</b>	<b>1'34.236</b>	294.3	16:09'59.632
7	19.698	27.335	22.030	25.517	1'34.580	294.3	16:11'34.212
8	19.815	27.471	22.070	25.491	1'34.847	289.5	16:13'09.059
9	19.698	27.319	22.025	25.441	1'34.483	294.3	16:14'43.542
10	19.720	27.427	21.941	25.540	1'34.628	294.3	16:16'18.170
11	19.697	27.396	22.217	25.567	1'34.877	296.7	16:17'53.047
12	19.684	27.385	22.141	25.601	1'34.811	295.9	16:19'27.858
13	19.695	27.335	22.245	25.566	1'34.841	299.2	16:21'02.699
14	19.746	27.504	21.971	25.435	1'34.656	<b>300.8</b>	16:22'37.355
15	19.744	27.383	21.958	25.580	1'34.665	295.9	16:24'12.020
16	19.672	27.333	21.968	25.531	1'34.504	297.5	16:25'46.524
17	19.650	27.332	21.953	25.515	1'34.450	299.2	16:27'20.974
18	19.649	27.541	21.983	25.620	1'34.793	297.5	16:28'55.767
19	<b>19.592</b>	27.617	22.319	25.442	1'34.970	300.0	16:30'30.737
20	19.616	27.566	22.126	25.580	1'34.888	300.0	16:32'05.625

1 J. REA (1'33.997)							
Lap	Seq. 1	Seq. 2	Seq. 3	Seq. 4	Lap Time	km/h	Local Time
1	21.061	27.572	22.027	25.480	1'36.140	298.3	16:02'08.272
2	19.739	27.677	21.847	25.336	1'34.599	279.1	16:03'42.871
3	19.634	27.458	21.839	25.370	1'34.301	300.8	16:05'17.172
4	19.912	27.265	21.847	25.390	1'34.414	296.7	16:06'51.586
5	19.673	27.227	<b>21.826</b>	<b>25.271</b>	<b>1'33.997</b>	299.2	16:08'25.583
6	19.653	27.485	21.884	25.386	1'34.408	301.7	16:09'59.991
7	19.610	<b>27.218</b>	21.976	25.552	1'34.356	300.0	16:11'34.347
8	19.774	27.592	21.977	25.500	1'34.843	285.0	16:13'09.190
9	19.688	27.373	21.948	25.510	1'34.519	303.4	16:14'43.709
10	19.597	27.462	21.989	25.574	1'34.622	302.5	16:16'18.331
11	19.597	27.496	22.258	25.458	1'34.809	305.1	16:17'53.140
12	19.581	27.551	22.068	25.668	1'34.868	301.7	16:19'28.008
13	19.600	27.408	21.905	25.605	1'34.518	305.9	16:21'02.526
14	19.703	28.229	21.853	25.480	1'35.265	298.3	16:22'37.791
15	19.548	27.510	21.992	25.558	1'34.608	303.4	16:24'12.399
16	<b>19.466</b>	27.390	21.964	25.553	1'34.373	304.2	16:25'46.772
17	19.493	27.359	22.016	25.524	1'34.392	305.9	16:27'21.164
18	19.589	27.549	21.930	25.702	1'34.770	302.5	16:28'55.934
19	19.485	27.578	22.429	25.445	1'34.937	<b>308.6</b>	16:30'30.871
20	19.487	27.357	22.407	25.693	1'34.944	305.9	16:32'05.815

7 C. DAVIES (1'34.261)							
Lap	Seq. 1	Seq. 2	Seq. 3	Seq. 4	Lap Time	km/h	Local Time
1	21.166	28.259	22.100	25.410	1'36.935	291.9	16:02'09.067
2	19.818	27.502	21.852	25.761	1'34.933	298.3	16:03'44.000
3	19.962	27.264	21.875	<b>25.358</b>	1'34.459	297.5	16:05'18.459
4	19.805	27.416	21.845	25.424	1'34.490	297.5	16:06'52.949
5	19.785	27.455	21.924	25.373	1'34.537	296.7	16:08'27.486
6	19.746	27.350	21.864	25.379	1'34.339	297.5	16:10'01.825
7	19.792	27.347	21.929	25.493	1'34.561	298.3	16:11'36.386
8	19.731	27.330	22.083	25.485	1'34.629	298.3	16:13'11.015
9	19.648	27.368	21.862	25.428	1'34.306	297.5	16:14'45.321
10	19.646	<b>27.164</b>	21.971	25.480	<b>1'34.261</b>	297.5	16:16'19.582
11	19.637	27.248	22.000	25.488	1'34.373	298.3	16:17'53.955
12	19.683	27.459	21.902	25.555	1'34.599	299.2	16:19'28.554
13	19.614	27.406	21.926	25.457	1'34.403	301.7	16:21'02.957
14	19.647	27.553	21.886	25.551	1'34.637	302.5	16:22'37.594
15	19.648	27.455	21.958	25.570	1'34.631	300.0	16:24'12.225
16	19.631	27.527	21.980	25.634	1'34.772	300.0	16:25'46.997
17	19.616	27.434	<b>21.834</b>	25.502	1'34.386	303.4	16:27'21.383
18	19.590	27.512	21.949	25.615	1'34.666	303.4	16:28'56.049
19	<b>19.562</b>	27.696	22.208	25.629	1'35.095	<b>305.1</b>	16:30'31.144
20	19.577	27.492	22.027	25.699	1'34.795	303.4	16:32'05.939

60 M. VAN DER MARK (1'34.413)							
Lap	Seq. 1	Seq. 2	Seq. 3	Seq. 4	Lap Time	km/h	Local Time
1	21.042	28.230	22.050	<b>25.299</b>	1'36.621	299.2	16:02'08.753
2	19.725	27.545	<b>21.772</b>	25.401	1'34.443	299.2	16:03'43.196
3	19.840	27.474	21.788	25.311	<b>1'34.413</b>	299.2	16:05'17.609
4	19.921	27.477	21.846	25.404	1'34.648	299.2	16:06'52.257
5	19.925	27.311	21.892	25.456	1'34.584	294.3	16:08'26.841
6	19.965	27.339	21.850	25.474	1'34.628	294.3	16:10'01.469

7	19.928	27.314	21.888	25.447	1'34.577	294.3	16:11'36.046
8	19.856	27.291	21.922	25.586	1'34.655	293.5	16:13'10.701
9	19.844	<b>27.274</b>	21.845	25.509	1'34.472	295.1	16:14'45.173
10	19.794	27.460	21.881	25.513	1'34.648	295.1	16:16'19.821
11	19.724	27.411	21.799	25.538	1'34.472	<b>300.8</b>	16:17'54.293
12	19.749	27.555	21.820	25.578	1'34.702	299.2	16:19'28.995
13	19.721	28.742	21.999	25.590	1'36.052	<b>300.8</b>	16:21'05.047
14	19.733	27.636	21.921	25.603	1'34.893	296.7	16:22'39.940
15	19.807	27.661	21.964	25.587	1'35.019	295.9	16:24'14.959
16	19.702	27.530	22.006	25.656	1'34.894	297.5	16:25'49.853
17	<b>19.700</b>	27.509	21.926	25.507	1'34.642	297.5	16:27'24.495
18	19.744	27.686	22.070	25.610	1'35.110	297.5	16:28'59.605
19	19.748	28.048	22.185	25.720	1'35.701	298.3	16:30'35.306
20	19.703	27.768	22.140	25.907	1'35.518	296.7	16:32'10.824

69 N. HAYDEN (1'34.714)							
Lap	Seq. 1	Seq. 2	Seq. 3	Seq. 4	Lap Time	km/h	Local Time
1	21.610	28.472	22.119	25.574	1'37.775	268.0	16:02'09.907
2	19.789	27.582	21.829	25.574	1'34.774	297.5	16:03'44.681
3	19.820	27.674	22.233	25.598	1'35.325	296.7	16:05'20.006
4	19.881	27.548	21.796	<b>25.489</b>	<b>1'34.714</b>	299.2	16:06'54.720
5	19.887	27.653	21.832	25.610	1'34.982	295.1	16:08'29.702
6	19.837	27.518	21.846	25.521	1'34.722	<b>301.7</b>	16:10'04.424
7	19.752	27.732	21.904	25.728	1'35.116	286.5	16:11'39.540
8	19.849	27.565	21.871	25.670	1'34.955	297.5	16:13'14.495
9	19.915	27.656	21.953	25.875	1'35.399	290.3	16:14'49.894
10	19.817	27.690	21.843	25.632	1'34.982	298.3	16:16'24.876
11	19.765	27.620	21.834	25.583	1'34.822	298.3	16:17'59.698
12	19.748	27.688	22.030	25.809	1'35.275	298.3	16:19'34.973
13	20.081	27.595	21.960	25.782	1'35.418	295.9	16:21'10.391
14	19.876	27.584	21.942	25.701	1'35.103	295.1	16:22'45.494
15	19.794	27.627	21.891	25.825	1'35.137	293.5	16:24'20.631
16	19.728	<b>27.488</b>	21.947	25.830	1'34.993	296.7	16:25'55.624
17	19.752	27.596	21.873	25.591	1'34.812	296.7	16:27'30.436
18	19.777	28.046	<b>21.752</b>	25.644	1'35.219	297.5	16:29'05.655
19	<b>19.716</b>	27.590	21.948	25.723	1'34.977	297.5	16:30'40.632
20	19.824	27.960	22.070	25.782	1'35.636	296.7	16:32'16.268

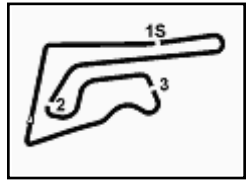
50 S. GUINTOLI (1'34.711)							
Lap	Seq. 1	Seq. 2	Seq. 3	Seq. 4	Lap Time	km/h	Local Time
1	21.354	28.492	22.035	25.554	1'37.435	277.6	16:02'09.567
2	19.791	27.580	<b>21.805</b>	25.624	1'34.800	295.1	16:03'44.367
3	19.782	27.810	21.913	<b>25.482</b>	1'34.987	296.7	16:05'19.354
4	19.791	27.363	21.838	25.928	1'34.920	296.7	16:06'54.274
5	19.833	27.585	21.924	25.483	1'34.825	296.7	16:08'29.099
6	19.861	<b>27.350</b>	21.911	25.589	<b>1'34.711</b>	295.1	16:10'03.810
7	19.954	27.603	21.964	25.637	1'35.158	294.3	16:11'38.968
8	19.859	27.517	21.930	25.634	1'34.940	295.1	16:13'13.908
9	19.925	27.469	22.257	25.749	1'35.400	295.1	16:14'49.308
10	19.861	27.646	21.985	25.715	1'35.207	295.1	16:16'24.515
11	19.922	28.822	22.023	25.648	1'36.415	295.9	16:18'00.930
12	19.811	27.647	21.986	25.629	1'35.073	297.5	16:19'36.003
13	19.846	27.653	21.922				



53

WorldSBK

102/02



Buriram 4.554 m

Thai Round, 11-12-13 March 2016

World Superbike - Chronological Analysis Race 2

Start at 16:00'32.132

2 / 4

17	<b>19.595</b>	27.508	22.324	25.657	1'35.084	<b>305.1</b>	16:27'34.429
18	19.677	<b>27.497</b>	22.077	25.637	1'34.888	304.2	16:29'09.317
19	19.777	27.705	22.190	25.684	1'35.356	303.4	16:30'44.673
20	19.783	27.715	22.094	25.841	1'35.433	<b>305.1</b>	16:32'20.106

81 J. TORRES (1'34.898)

Lap	Seq. 1	Seq. 2	Seq. 3	Seq. 4	Lap Time	km/h	Local Time
1	21.994	28.721	22.288	25.692	1'38.695	291.1	16:02'10.827
2	19.731	27.594	22.079	25.545	1'34.949	305.9	16:03'45.776
3	19.801	27.778	22.032	25.729	1'35.340	300.8	16:05'21.116
4	19.885	27.592	22.085	25.543	1'35.105	301.7	16:06'56.221
5	19.805	27.625	21.935	25.541	1'34.906	300.8	16:08'31.127
6	19.795	27.543	<b>21.908</b>	25.652	<b>1'34.898</b>	301.7	16:10'06.025
7	19.727	27.658	21.915	25.605	1'34.905	303.4	16:11'40.930
8	19.743	27.843	21.987	25.706	1'35.279	303.4	16:13'16.209
9	19.760	27.673	22.154	25.526	1'35.113	<b>306.8</b>	16:14'51.322
10	19.756	27.724	22.038	<b>25.488</b>	1'35.006	300.8	16:16'26.328
11	19.767	27.636	21.925	25.647	1'34.975	300.8	16:18'01.303
12	19.705	27.658	21.990	25.748	1'35.101	303.4	16:19'36.404
13	19.755	27.628	21.958	25.700	1'35.041	305.1	16:21'11.445
14	19.767	27.673	22.002	25.837	1'35.279	303.4	16:22'46.724
15	19.745	27.743	21.946	25.759	1'35.193	301.7	16:24'21.917
16	19.741	27.677	22.149	25.735	1'35.302	304.2	16:25'57.219
17	<b>19.641</b>	27.637	22.145	25.677	1'35.100	304.2	16:27'32.319
18	19.747	<b>27.521</b>	22.010	25.703	1'34.981	304.2	16:29'07.300
19	19.758	29.517	21.937	25.680	1'36.892	304.2	16:30'44.192
20	20.068	27.656	22.053	26.160	1'35.937	300.8	16:32'20.129

32 L. SAVADORI (1'34.920)

Lap	Seq. 1	Seq. 2	Seq. 3	Seq. 4	Lap Time	km/h	Local Time
1	22.273	28.800	22.336	25.820	1'39.229	276.2	16:02'11.361
2	19.662	27.709	22.210	25.701	1'35.282	297.5	16:03'46.643
3	19.754	27.951	22.147	<b>25.430</b>	1'35.282	<b>304.2</b>	16:05'21.925
4	19.786	27.683	21.994	25.727	1'35.190	303.4	16:06'57.115
5	19.729	27.667	22.018	25.578	1'34.992	300.0	16:08'32.107
6	19.688	27.600	21.948	25.727	1'34.963	301.7	16:10'07.070
7	19.744	27.724	21.998	25.814	1'35.280	300.8	16:11'42.350
8	19.702	<b>27.592</b>	21.986	25.763	1'35.043	300.0	16:13'17.393
9	19.802	27.706	22.249	25.672	1'35.429	300.0	16:14'52.822
10	19.675	27.737	22.106	25.854	1'35.372	302.5	16:16'28.194
11	19.841	27.952	22.212	25.759	1'35.764	300.8	16:18'03.958
12	19.674	28.072	22.113	25.585	1'35.444	300.8	16:19'39.402
13	19.634	27.760	<b>21.925</b>	25.601	<b>1'34.920</b>	<b>304.2</b>	16:21'14.322
14	19.633	27.748	22.068	25.717	1'35.166	300.8	16:22'49.488
15	19.717	27.711	22.048	25.669	1'35.145	300.8	16:24'24.633
16	<b>19.582</b>	27.853	21.990	25.586	1'35.011	293.5	16:25'59.644
17	19.608	29.481	22.449	26.284	1'37.822	<b>304.2</b>	16:27'37.466
18	19.940	28.394	22.651	26.309	1'37.294	298.3	16:29'14.760
19	19.811	28.157	22.236	25.950	1'36.154	296.7	16:30'50.914
20	19.763	28.543	22.201	25.898	1'36.405	296.7	16:32'27.319

34 D. GIUGLIANO (1'34.821)

Lap	Seq. 1	Seq. 2	Seq. 3	Seq. 4	Lap Time	km/h	Local Time
1	21.278	28.730	22.331	25.727	1'38.066	274.8	16:02'10.198
2	19.878	27.648	<b>21.749</b>	25.546	<b>1'34.821</b>	296.7	16:03'45.019
3	19.788	27.683	22.314	25.458	1'35.243	<b>297.5</b>	16:05'20.262
4	19.919	<b>27.625</b>	21.795	25.503	1'34.842	295.9	16:06'55.104
5	19.942	27.750	21.858	<b>25.451</b>	1'35.001	291.9	16:08'30.105
6	19.993	27.654	21.794	25.583	1'35.024	291.9	16:10'05.129
7	19.900	27.804	21.917	25.752	1'35.373	292.7	16:11'40.502
8	19.952	27.831	22.065	25.553	1'35.401	291.1	16:13'15.903
9	19.891	28.058	22.272	25.815	1'36.036	291.9	16:14'51.939
10	20.018	28.646	22.971	26.373	1'38.008	292.7	16:16'29.947
11	20.065	28.015	21.985	25.950	1'36.015	292.7	16:18'05.962
12	20.048	28.062	22.230	26.281	1'36.621	292.7	16:19'42.583
13	20.209	28.139	22.102	26.085	1'36.535	291.1	16:21'19.118
14	19.894	28.070	22.135	25.849	1'35.948	290.3	16:22'55.066
15	19.912	27.902	22.090	25.767	1'35.671	289.5	16:24'30.737
16	19.965	27.898	22.092	25.925	1'35.880	292.7	16:26'06.617
17	19.762	27.972	22.026	25.796	1'35.556	295.1	16:27'42.173
18	<b>19.742</b>	27.827	22.047	25.709	1'35.325	293.5	16:29'17.498
19	19.766	28.099	22.143	25.631	1'35.639	294.3	16:30'53.137
20	19.856	28.152	22.120	26.154	1'36.282	292.7	16:32'29.419

2 L. CAMIER (1'35.362)

Lap	Seq. 1	Seq. 2	Seq. 3	Seq. 4	Lap Time	km/h	Local Time
1	22.930	28.960	22.882	25.660	1'40.432	290.3	16:02'12.564
2	20.207	27.798	22.003	25.662	1'35.670	288.8	16:03'48.234

3	20.289	27.791	21.974	25.707	1'35.761	287.2	16:05'23.995
4	20.222	27.797	22.430	25.763	1'36.212	287.2	16:07'00.207
5	20.239	27.714	22.147	25.734	1'35.834	287.2	16:08'36.041
6	20.289	27.897	<b>21.919</b>	<b>25.628</b>	1'35.733	286.5	16:10'11.774
7	20.177	27.808	22.039	25.725	1'35.749	288.8	16:11'47.523
8	20.143	27.962	22.227	25.720	1'36.052	289.5	16:13'23.575
9	20.192	27.763	22.051	25.671	1'35.677	<b>291.1</b>	16:14'59.252
10	20.169	27.633	21.985	25.736	1'35.523	288.0	16:16'34.775
11	20.167	27.672	22.061	25.826	1'35.726	<b>291.1</b>	16:18'10.501
12	20.165	27.753	22.017	25.746	1'35.681	289.5	16:19'46.182
13	20.113	27.674	22.150	26.130	1'36.067	<b>291.1</b>	16:21'22.249
14	20.322	28.053	21.941	25.808	1'36.124	288.8	16:22'58.373
15	20.074	27.752	22.106	26.362	1'36.294	285.7	16:24'34.667
16	20.172	<b>27.588</b>	21.968	25.727	1'35.455	288.8	16:26'10.122
17	20.152	27.660	22.498	25.855	1'36.165	288.8	16:27'46.287
18	20.071	27.643	21.940	25.784	1'35.438	287.2	16:29'21.725
19	<b>20.046</b>	27.696	21.974	25.646	<b>1'35.362</b>	288.8	16:30'57.087
20	20.213	27.773	21.961	25.796	1'35.743	288.0	16:32'32.830

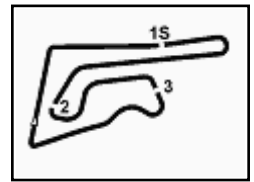
40 R. RAMOS (1'35.429)

Lap	Seq. 1	Seq. 2	Seq. 3	Seq. 4	Lap Time	km/h	Local Time
1	22.190	29.094	22.607	25.703	1'39.594	288.8	16:02'11.726
2	19.944	27.992	22.063	25.718	1'35.717	288.0	16:03'47.443
3	19.941	27.971	<b>21.988</b>	25.662	1'35.562	295.9	16:05'23.005
4	19.933	28.133	22.125	25.703	1'35.894	293.5	16:06'58.899
5	20.031	27.692	22.184	25.958	1'35.865	292.7	16:08'34.764
6	19.923	27.786	22.287	26.027	1'36.023	<b>296.7</b>	16:10'10.787
7	20.321	27.848	22.138	25.777	1'36.084	289.5	16:11'46.871
8	20.196	28.094	22.226	25.733	1'36.249	285.0	16:13'23.120
9	20.007	27.717	22.050	25.655	<b>1'35.429</b>	285.7	16:14'58.549
10	20.126	27.934	22.110	25.828	1'35.998	286.5	16:16'34.547
11	20.122	<b>27.656</b>	22.216	25.743	1'35.737	288.0	16:18'10.284
12	20.007	27.850	22.053	25.725	1'35.635	289.5	16:19'45.919
13	20.012	27.914	22.158	25.954	1'36.038	290.3	16:21'21.957
14	20.191	28.915	22.059	<b>25.631</b>	1'36.796	287.2	16:22'58.753
15	<b>19.912</b>	27.855	22.171	25.715	1'35.653	289.5	16:24'34.406
16	19.953	27.823	22.009	25.977	1'35.762	288.0	16:26'10.168
17	20.153	27.939	22.373	25.912	1'36.377	288.8	16:27'46.545
18	20.148	28.750	22.065	25.709	1'36.672	291.9	16:29'23.217
19	19.989	27.982	22.173	25.865	1'36.009	290.3	16:30'59.226
20	20.151	28.227	24.368	25.962	1'38.708	287.2	16:32'37.934

151 M. BAIOTTO (1'35.274)

Lap	Seq. 1	Seq. 2	Seq. 3	Seq. 4	Lap Time	km/h	Local Time
1	23.608	29.277	23.113	26.227	1'42.225	279.8	16:02'14.357
2	20.220	27.997	22.293	25.752	1'36.242	<b>295.9</b>	16:03'50.599
3	20.048			25.718	1'37.360	292.7	16:05'27.959
4	20.114	27.847	22.289	<b>25.510</b>	1'35.760	291.1	16:07'03.719
5	19.996	27.635	22.177	25.533	1'35.341	289.5	16:08'39.060
6	20.026	27.586	22.145	25.517	<b>1'35.274</b>	291.9	16:10'14.334
7	20.071	<b>27.584</b>	23.898	<b>25.510</b>	1'37.063	291.1	16:11'51.397
8	19.975	27.732	<b>22.104</b>	25.581	1'35		





Buriram 4.554 m

## Thai Round, 11-12-13 March 2016 World Superbike - Chronological Analysis Race 2

Start at 16:00'32.132

13	19.539	27.771	21.970	25.702	1'34.982	<b>303.4</b>	16:21'14.777
14	19.614	28.326	22.053	25.695	1'35.688	<b>303.4</b>	16:22'50.465
15	19.573	46.649	22.365	26.027	1'54.614	302.5	16:24'45.079
16	19.674	28.065	22.357	25.983	1'36.079	295.9	16:26'21.158
17	19.567	27.666	22.170	25.749	1'35.152	302.5	16:27'56.310
18	<b>19.523</b>	27.926	22.264	26.467	1'36.180	296.7	16:29'32.490
19	19.658	28.178	22.039	25.999	1'35.874	<b>303.4</b>	16:31'08.364
20	19.878	27.963	22.211	25.970	1'36.022	300.0	16:32'44.386

### 14 A. NAKCHAROENSRI (1'36.681)

Lap	Seq. 1	Seq. 2	Seq. 3	Seq. 4	Lap Time	km/h	Local Time
1	23.272	29.420	23.065	26.598	1'42.355	273.4	16:02'14.487
2	20.774	28.282	<b>22.111</b>	26.111	1'37.278	<b>287.2</b>	16:03'51.765
3	20.306	28.504	22.271	26.017	1'37.098	285.0	16:05'28.863
4	20.290	28.498	22.175	26.089	1'37.052	285.7	16:07'05.915
5	<b>20.248</b>	28.209	22.118	26.189	1'36.764	285.0	16:08'42.679
6	20.426	<b>28.078</b>	22.213	<b>25.964</b>	<b>1'36.681</b>	<b>287.2</b>	16:10'19.360
7	20.305	28.093	22.304	26.135	1'36.837	285.0	16:11'56.197
8	20.581	28.270	22.359	26.294	1'37.504	279.1	16:13'33.701
9	20.720	28.298	22.436	26.257	1'37.711	278.4	16:15'11.412
10	20.360	28.438	22.361	26.349	1'37.508	281.3	16:16'48.920
11	20.314	28.433	22.516	26.362	1'37.625	282.7	16:18'26.545
12	20.392	28.591	22.486	26.419	1'37.888	282.0	16:20'04.433
13	20.610	28.440	22.492	26.248	1'37.790	279.8	16:21'42.223
14	20.547	28.551	22.606	26.338	1'38.042	279.8	16:23'20.265
15	20.389	28.888	22.530	26.495	1'38.302	280.5	16:24'58.567
16	20.279	28.623	22.568	26.460	1'37.930	282.0	16:26'36.497
17	20.396	28.519	22.552	26.409	1'37.876	282.7	16:28'14.373
18	20.433	28.754	22.746	26.548	1'38.481	282.7	16:29'52.854
19	20.423	28.838	22.669	26.457	1'38.387	282.0	16:31'31.241
20	20.518	29.085	22.769	26.640	1'39.012	279.8	16:33'10.253

### 9 D. SCHMITTER (1'37.961)

Lap	Seq. 1	Seq. 2	Seq. 3	Seq. 4	Lap Time	km/h	Local Time
1	22.960	29.355	22.958	26.732	1'42.005	282.7	16:02'14.137
2	20.627	29.501	<b>22.632</b>	<b>26.207</b>	1'38.967	<b>293.5</b>	16:03'53.104
3	20.496	28.501	23.320	26.227	1'38.544	286.5	16:05'31.648
4	20.485	28.595	22.791	26.987	1'38.858	285.0	16:07'10.506
5	20.645	28.502	22.817	26.235	1'38.199	286.5	16:08'48.705
6	20.513	<b>28.345</b>	22.929	26.429	1'38.216	282.0	16:10'26.921
7	20.572	28.465	22.680	26.372	1'38.089	281.3	16:12'05.010
8	20.593	28.480	22.696	26.558	1'38.327	279.8	16:13'43.337
9	20.669	28.531	22.855	26.471	1'38.526	279.1	16:15'21.863
10	20.557	28.357	22.865	26.440	1'38.219	280.5	16:17'00.082
11	20.460	28.431	22.899	26.368	1'38.158	282.7	16:18'38.240
12	<b>20.411</b>	28.381	22.724	26.445	<b>1'37.961</b>	283.5	16:20'16.201
13	20.505	29.560	22.748	26.383	1'39.196	284.2	16:21'55.397
14	20.498	28.641	22.680	26.502	1'38.321	285.7	16:23'33.718
15	20.549	28.752	22.987	26.607	1'38.895	282.7	16:25'12.613
16	20.455	29.073	23.136	26.798	1'39.462	283.5	16:26'52.075
17	20.583	28.513	23.035	26.655	1'38.786	286.5	16:28'30.861
18	20.425	28.578	23.032	26.633	1'38.668	285.0	16:30'09.529
19	20.511	28.730	23.140	26.718	1'39.099	285.0	16:31'48.628
20	20.485	28.534	22.988	26.665	1'38.672	284.2	16:33'27.300

### 56 P. SEBESTYÉN (1'37.872)

Lap	Seq. 1	Seq. 2	Seq. 3	Seq. 4	Lap Time	km/h	Local Time
1	24.053	29.107	23.216	26.482	1'42.858	277.6	16:02'14.990
2	<b>20.252</b>	28.799	<b>22.540</b>	26.587	1'38.178	<b>289.5</b>	16:03'53.168
3	20.487	28.824	23.125	26.495	1'38.931	277.6	16:05'32.099
4	20.393	28.670	22.709	26.417	1'38.189	288.0	16:07'10.288
5	20.456	28.789	22.791	26.556	1'38.592	283.5	16:08'48.880
6	20.362	28.873	22.865	<b>26.253</b>	1'38.353	274.8	16:10'27.233
7	20.277	28.908	22.726	26.522	1'38.433	285.7	16:12'05.666
8	20.414	28.638	22.682	26.281	1'38.015	286.5	16:13'43.681
9	20.435	28.752	22.733	26.430	1'38.350	278.4	16:15'22.031
10	20.395	28.718	22.828	26.292	1'38.233	284.2	16:17'00.264
11	20.294	28.788	22.784	26.365	1'38.231	283.5	16:18'38.495
12	20.426	<b>28.596</b>	22.583	26.267	<b>1'37.872</b>	285.7	16:20'16.367
13	20.702	28.851	22.750	26.473	1'38.776	285.0	16:21'55.143
14	20.494	28.678	22.777	26.500	1'38.449	282.0	16:23'33.592
15	20.678	28.997	22.940	26.578	1'39.193	282.0	16:25'12.785
16	21.063	28.685	22.981	26.591	1'39.320	282.7	16:26'52.105
17	20.600	28.926	22.756	26.731	1'39.013	280.5	16:28'31.118
18	20.369	28.675	22.989	26.632	1'38.665	288.8	16:30'09.783
19	20.398	28.884	22.953	26.636	1'38.871	288.8	16:31'48.654
20	20.476	28.782	22.934	26.466	1'38.658	283.5	16:33'27.312

### 19 S. KAEWJATURAPORN (1'39.212)

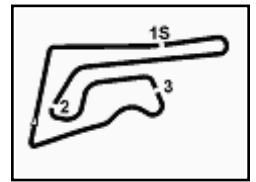
Lap	Seq. 1	Seq. 2	Seq. 3	Seq. 4	Lap Time	km/h	Local Time
1	24.159	29.351	23.459	26.833	1'43.802	276.2	16:02'15.934
2	20.603	28.906	23.378	27.075	1'39.962	<b>288.8</b>	16:03'55.896
3	20.558	28.954	23.112	27.046	1'39.670	285.7	16:05'35.566
4	<b>20.524</b>	29.043	23.383	27.142	1'40.092	284.2	16:07'15.658
5	20.726	28.884	23.226	27.000	1'39.836	282.0	16:08'55.494
6	20.596	<b>28.795</b>	<b>22.965</b>	26.856	<b>1'39.212</b>	282.7	16:10'34.706

### 17 K. ABRAHAM (1'35.656)

Lap	Seq. 1	Seq. 2	Seq. 3	Seq. 4	Lap Time	km/h	Local Time
1	21.697	29.218	22.343	25.834	1'39.092	272.0	16:02'11.224
2	<b>19.686</b>	28.173	22.108	25.768	1'35.735	295.9	16:03'46.959
3	19.810	28.245	<b>22.078</b>	<b>25.765</b>	1'35.898	300.0	16:05'22.857
4	19.790	28.209	22.085	25.858	1'35.942	295.9	16:06'58.799
5	19.778	27.875	22.244	25.919	1'35.816	299.2	16:08'34.615
6	19.892	27.790	22.352	26.282	1'36.316	297.5	16:10'10.931
7	20.029	27.986	22.355	25.855	1'36.225	296.7	16:11'47.156
8	19.807	27.973	23.120	26.145	1'37.045	295.9	16:13'24.201
9	19.912	29.487	22.519	26.033	1'37.951	299.2	16:15'02.152
10	19.967	27.883	22.111	26.210	1'36.171	297.5	16:16'38.323
11	19.762	27.859	22.254	25.998	1'35.873	300.0	16:18'14.196
12	19.839	30.624	22.316	26.230	1'39.009	282.7	16:19'53.205
13	19.837	29.951	22.390	26.155	1'38.333	300.0	16:21'31.538
14	19.907	28.084	22.238	26.139	1'36.368	297.5	16:23'07.906
15	19.767	27.838	22.283	26.054	1'35.942	297.5	16:24'43.848
16	19.822	27.718	22.407	26.104	1'36.051	298.3	16:26'19.899
17	19.814	<b>27.567</b>	22.169	26.106	<b>1'35.656</b>	<b>303.4</b>	16:27'55.555
18	19.777	27.988	22.384	26.174	1'36.323	301.7	16:29'31.878
19	19.719	28.818	22.380	26.105	1'37.022	301.7	16:31'08.900
20	19.770	28.015	22.460	26.269	1'36.514	298.3	16:32'45.414

### 25 J. BROOKES (1'35.570)

Lap	Seq. 1	Seq. 2	Seq. 3	Seq. 4	Lap Time	km/h	Local Time
1	22.329	29.166	22.806	25.841	1'40.142	279.1	16:02'12.274
2	19.890	27.800	22.294	25.713	1'35.697	298.3	16:03'47.971
3	19.793	28.025	22.164	25.729	1'35.711	<b>299.2</b>	16:05'23.682
4	19.762	28.263	22.510	25.835	1'36.370	294.3	16:07'00.052
5	19.932	27.876	22.247	<b>25.641</b>	1'35.696	294.3	16:08'35.748
6	<b>19.755</b>	<b>27.674</b>	22.313	25.828	<b>1'35.570</b>	296.7	16:10'11.318
7	19.924	28.104	22.219	25.782	1'36.029	284.2	16:11'47.347
8	19.842	28.148	22.286	25.691	1'35.967	290.3	16:13'23.314
9	20.026	27.964	23.119	25.784	1'36.893	288.8	16:15'00.207
10	19.872	27.868	<b>22.118</b>	25.840	1'35.698	293.5	16:16'35.905
11	19.965	29.253	22.168	25.958	1'37.344	295.1	16:18'13.249
12	20.637	28.012	22.422	25.791	1'36.862	295.9	16:19'50.111
13	20.149	28.064	22.220	26.057	1'36.490	291.9	16:21'26.601
14	20.127	28.140	22.225	26.480	1'36.972	291.1	16:23'03.573
15	20.023	28.276	22.477	26.180	1'36.956	290.3	16:24'40.529
16	20.004	28.118	22.370	26.462	1'36.954	294.3	16:26'17.483
17	19.978	28.357	22.568	26.441	1'37.344	291.9	16:27'54.827
18	20.172	28.142	22.722	27.065	1'38.101	293.5	16:29'32.928
19	20.248	28.515	22.562	26.441	1'37.766	289.5	16:31'10.694



Buriram 4.554 m

## Thai Round, 11-12-13 March 2016 World Superbike - Chronological Analysis Race 2

Start at 16:00'32.132

4 / 4

7	20.648	28.881	23.277	27.052	1'39.858	282.0	16:12'14.564
8	20.732	29.120	22.977	26.942	1'39.771	281.3	16:13'54.335
9	21.050	29.174	23.127	26.961	1'40.312	279.1	16:15'34.647
10	20.772	29.117	23.005	26.817	1'39.711	281.3	16:17'14.358
11	20.629	29.056	23.012	<b>26.709</b>	1'39.406	284.2	16:18'53.764
12	20.670	29.427	22.988	26.834	1'39.919	283.5	16:20'33.683
13	20.748	29.132	23.102	26.984	1'39.966	282.7	16:22'13.649
14	20.596	29.062	23.204	27.022	1'39.884	281.3	16:23'53.533
15	20.835	29.154	22.967	27.463	1'40.419	282.0	16:25'33.952
16	20.594	29.039	23.225	27.075	1'39.933	285.0	16:27'13.885
17	20.646	29.408	23.093	27.185	1'40.332	285.0	16:28'54.217
18	23.735	29.553	23.474	27.255	1'44.017	284.2	16:30'38.234
19	20.897	29.792	24.082	27.820	1'42.591	284.2	16:32'20.825

### 10 I. TÓTH (1'40.525)

Lap	Seq. 1	Seq. 2	Seq. 3	Seq. 4	Lap Time	km/h	Local Time
1	25.328	30.411	23.854	27.702	1'47.295	259.6	16:02'19.427
2	20.779	29.301	23.660	27.507	1'41.247	287.2	16:04'00.674
3	20.769	29.298	23.479	27.407	1'40.953	284.2	16:05'41.627
4	20.683	29.226	23.461	27.255	1'40.625	285.0	16:07'22.252
5	20.649	29.193	23.407	27.276	<b>1'40.525</b>		16:09'02.777
6	20.925	29.291	23.381	27.432	1'41.029	283.5	16:10'43.806
7	<b>20.606</b>	<b>29.138</b>	23.328	27.467	1'40.539	285.0	16:12'24.345
8	20.853	29.145	23.424	27.675	1'41.097	282.7	16:14'05.442
9	20.912	29.424	23.756	27.693	1'41.785	282.0	16:15'47.227
10	20.860	29.193	23.344	27.221	1'40.618	284.2	16:17'27.845
11	20.896	29.160	23.417	27.448	1'40.921	283.5	16:19'08.766
12	21.262	29.245	23.487	27.284	1'41.278	284.2	16:20'50.044
13	21.050	29.239	23.474	27.455	1'41.218	284.2	16:22'31.262
14	21.966	29.678	25.854	28.560	1'46.058	279.1	16:24'17.320
15	21.146	32.253	24.942	27.803	1'46.144	285.7	16:26'03.464
16	20.747	29.176	24.699	27.781	1'42.403	287.2	16:27'45.867
17	22.666	29.447	23.769	28.100	1'43.982	281.3	16:29'29.849
18	20.853	31.934	23.464	27.317	1'43.568	<b>288.8</b>	16:31'13.417
19	20.931	29.742	<b>23.290</b>	<b>27.185</b>	1'41.148	279.8	16:32'54.565

### 22 A. LOWES (1'34.686)

Lap	Seq. 1	Seq. 2	Seq. 3	Seq. 4	Lap Time	km/h	Local Time
1	21.517	28.163	21.963	25.508	1'37.151	287.2	16:02'09.283
2	19.864	27.532	<b>21.674</b>	25.616	<b>1'34.686</b>	295.9	16:03'43.969
3	20.017	28.011	22.204	<b>25.414</b>	1'35.646	<b>299.2</b>	16:05'19.615
4	19.813	27.508	21.797	25.632	1'34.750	297.5	16:06'54.365
5	19.958	27.710	21.817	25.532	1'35.017	288.0	16:08'29.382
6	19.856	27.541	21.817	25.613	1'34.827	293.5	16:10'04.209
7	19.899	27.583	21.957	25.622	1'35.061	296.7	16:11'39.270
8	19.886	27.538	21.864	25.830	1'35.118	293.5	16:13'14.388
9	19.832	<b>27.497</b>	22.118	25.762	1'35.209	293.5	16:14'49.597

### 12 X. FORÉS (1'35.908)

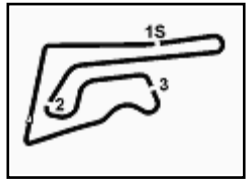
Lap	Seq. 1	Seq. 2	Seq. 3	Seq. 4	Lap Time	km/h	Local Time
1	22.474	29.147	23.076	26.145	1'40.842	267.3	16:02'12.974
2	<b>19.863</b>	28.123	22.260	25.662	<b>1'35.908</b>	<b>295.9</b>	16:03'48.882
3	19.930	32.447	23.637	25.860	1'41.874	<b>295.9</b>	16:05'30.756
4	20.032	28.130	22.302	<b>25.640</b>	1'36.104	291.9	16:07'06.860
5	19.916	27.964	22.208	25.896	1'35.984	292.7	16:08'42.844
6	19.958	27.989	<b>22.179</b>	25.799	1'35.925	293.5	16:10'18.769
7	20.005	<b>27.860</b>	22.284	27.901	1'38.050	290.3	16:11'56.819
8	21.004	28.782	22.448	27.389	1'39.623	288.8	16:13'36.442
9	32.304	41.143	24.830	32.892	2'11.169 P		16:15'47.611

### 11 S. AL SULAITI (1'36.591)

Lap	Seq. 1	Seq. 2	Seq. 3	Seq. 4	Lap Time	km/h	Local Time
1	23.113	29.509	22.938	26.511	1'42.071 P	258.4	16:02'14.203
2	20.663	28.183	22.329	25.842	1'37.017	<b>285.0</b>	16:03'51.220
3	20.228	28.281	22.812	25.902	1'37.223	280.5	16:05'28.443
4	<b>20.162</b>	28.318	22.189	25.922	<b>1'36.591</b>	277.6	16:07'05.034
5	20.262	28.315	22.292	25.847	1'36.716	<b>285.0</b>	16:08'41.750
6	20.308	28.443	<b>22.162</b>	<b>25.807</b>	1'36.720	284.2	16:10'18.470
7	20.373	<b>28.181</b>	22.403	32.667	1'43.624 P	274.1	16:12'02.094

P = Pits In/Out - C = Lap-Time Cancelled



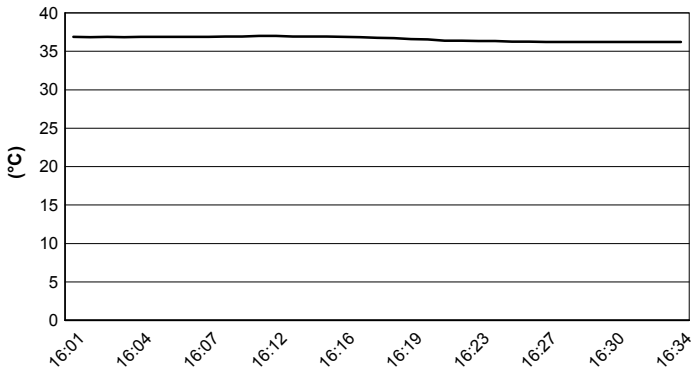


Buriram 4.554 m

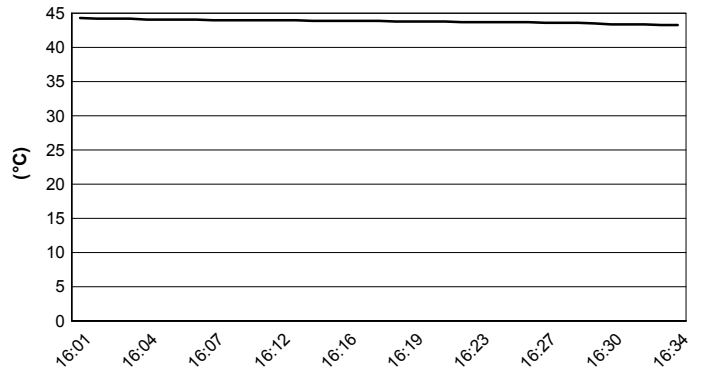
## Thai Round, 11-12-13 March 2016 World Superbike - Weather Report Race 2

Session started 16:00      Session ended 16:35

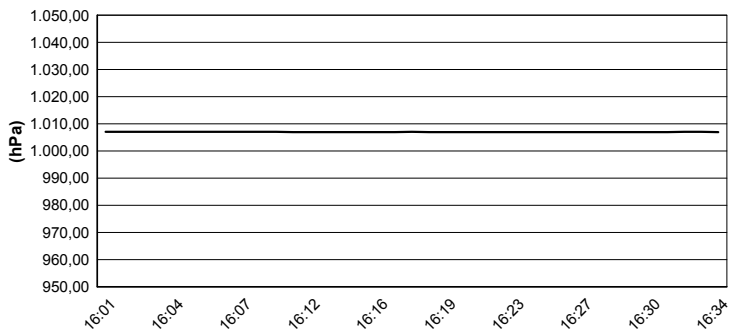
### Air Temperature



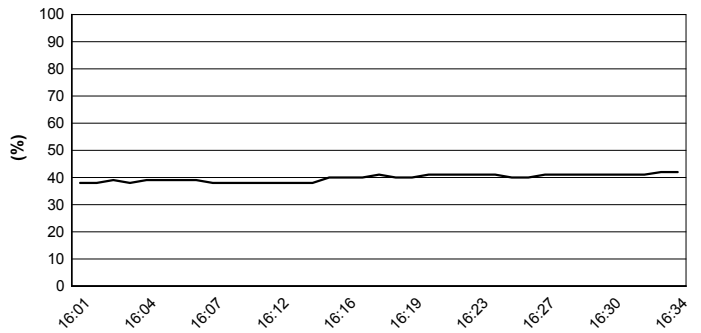
### Track Temperature



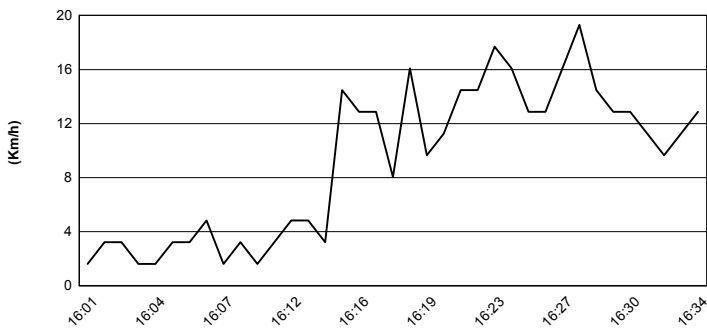
### Air Pressure



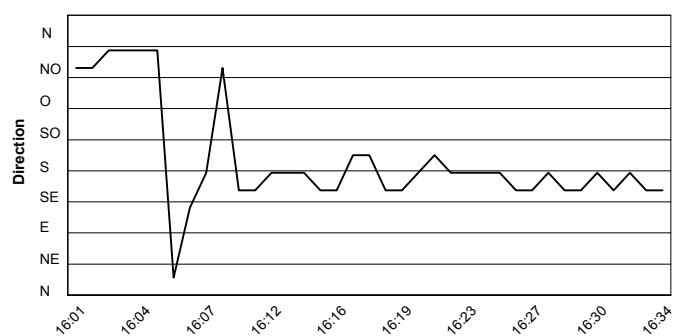
### Humidity

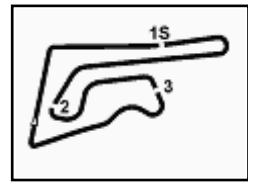


### Wind Speed



### Wind Direction





## Thai Round, 11-12-13 March 2016 World Superbike - Championship Standings

102/02

Buriram 4.554 m

Points	Points From First	Points From Previous	February 28 PHILLIP ISLAND		March 13 BURIRAM		April 3 ARAGON	April 17 ASSEN	May 1 IMOLA	May 15 SEPANG	May 29 DONINGTON PARK	June 19 MISANO	July 10 LAGUNA SECA	July 24 MONZA	September 18 LAUSITZRING	October 2 MAGNY-COURS	October 16 JEREZ	October 28 LOSAIL		
			25	25	25	20														
<b>1 REA</b> Jonathan (GBR)	<b>95</b>		25	25	25	20														
			1	1	1	1														
<b>2 SYKES</b> Tom (GBR)	<b>66</b>	29	11	10	20	25														
			5	5	3	2														
<b>3 VAN DER MARK</b> Michael (NED)	<b>65</b>	30	1	16	20	16	13													
				3	2	2	3													
<b>4 DAVIES</b> Chaz (GBR)	<b>55</b>	40	10	20	6	13	16													
				2	4	4	4													
<b>5 GUINTOLI</b> Sylvain (FRA)	<b>40</b>	55	15	10	11	9	10													
				6	5	5	5													
<b>6 GIUGLIANO</b> Davide (ITA)	<b>35</b>	60	5	13	16		6													
				4	3	6	6													
<b>7 TORRES</b> Jordi (ESP)	<b>33</b>	62	2	8	9	8	8													
				8	8	7	7													
<b>8 HAYDEN</b> Nicky (USA)	<b>31</b>	64	2	7	13		11													
				9	7	8	8													
<b>9 REITERBERGER</b> Markus (GER)	<b>28</b>	67	3	8	11	9														
				12	9	9														
<b>10 CAMIER</b> Leon (GBR)	<b>19</b>	76	9	9		5	5													
				7	10	10	10													
<b>11 SAVADORI</b> Lorenzo (ITA)	<b>17</b>	78	2	4		6	7													
				12	14	14	11													
<b>12 RAMOS</b> Román (ESP)	<b>17</b>	78	0	5	4	4	4													
				11	10	12	11													
<b>13 BROOKES</b> Joshua (AUS)	<b>14</b>	81	3	6	7	1														
				10	9	10	13													
<b>14 LOWES</b> Alex (GBR)	<b>12</b>	83	2	2	10															
				16	13	14														
<b>15 DE ANGELIS</b> Alex (RSM)	<b>12</b>	83	0	3	7	2														
				15	14	14														
<b>16 ABRAHAM</b> Karel (CZE)	<b>9</b>	86	3	3	5	1														
				13	12	16	16													
<b>17 BAIOTTO</b> Matteo (ITA)	<b>6</b>	89	3			3	3													
						17	17													
<b>18 FORÉS</b> Xavi (ESP)	<b>2</b>	93	4			2														
						18	18													
<b>19 JONES</b> Mike (AUS)	<b>2</b>	93	0	2																
				14	16	18	18													
<b>20 BARRIER</b> Sylvain (FRA)	<b>2</b>	93	0	1	1															
				15	16	18	18													

First Line: Championship Standings - Second Line: Ranking Progression

PIRELLI PEROGIA TUNING

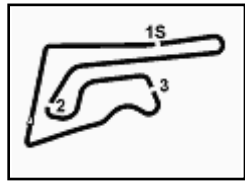


Official Tyre Supplier



Official Timekeeper





## Thai Round, 11-12-13 March 2016 World Superbike - Manufacturers Standings

	Points	Points From First	Points From Previous	February 28 PHILLIP ISLAND		March 13 BURIRAM		April 3 ARAGON	April 17 ASSEN	May 1 IMOLA	May 15 SEPANG	May 29 DONINGTON PARK	June 19 MISANO	July 10 LAGUNA SECA	July 24 MONZA	September 18 LAUTZRING	October 2 MAGNY-COURS	October 16 JEREZ	October 28 LOSAIL	
				1	2	1	2													
1 KAWASAKI	100			25	25	25	25													
				1	1	1	1													
2 DUCATI	65	35		20	16	13	16													
				2	2	3	2													
3 HONDA	65	35	0	16	20	16	13													
				3	2	2	2													
4 YAMAHA	41	59	24	10	11	10	10													
				4	4	4	4													
5 BMW	37	63	4	8	9	11	9													
				6	5	5	5													
6 APRILIA	21	79	16	4	3	7	7													
				7	7	6	6													
7 MV AGUSTA	19	81	2	9		5	5													
				5	6	6	7													

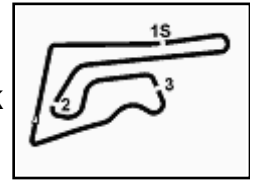
First Line: Championship Standings - Second Line: Ranking Progression

**PIRELLI PEROGIA TIRING**


Official Tyre Supplier



Official Timekeeper

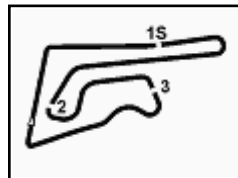


Buriram 4.554 m

## Thai Round, 11-12-13 March 2016 World Superbike - Pirelli Best Lap Award

Points	Points From First	Points From Previous	February 28	March 13	April 3	April 17	May 1	May 15	May 29	June 19	July 10	July 24	September 18	October 2	October 16	October 28	
			PHILLIP ISLAND	BURIRAM	ARAGON	ASSEN	IMOLA	SEPANG	DONINGTON PARK	MISANO	LAGUNA SECA	MONZA	LAUSITZRING	MAGNY-COURS	JEREZ	LOSAIL	
<b>Fastest Laps</b>																	
<b>1 REA</b> Jonathan (GBR)	<b>2</b>			<b>1</b>	<b>1</b>												
<b>2 DAVIES</b> Chaz (GBR)	<b>1</b>	<b>1</b>		<b>1</b>													
<b>3 GIUGLIANO</b> Davide (ITA)	<b>1</b>	<b>1</b>	<b>0</b>	<b>1</b>													





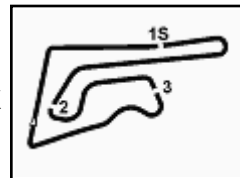
## Thai Round, 11-12-13 March 2016 World Superbike - Rider's Performance

Buriram 4.554 m

	Points	Points From First	Points From Previous	February 28	March 13	April 3	April 17	May 1	May 15	May 29	June 19	July 10	July 24	September 18	October 2	October 16	October 28	
				PHILLIP ISLAND	BURIRAM	ARAGON	ASSEN	IMOLA	SEPANG	DONINGTON PARK	MISANO	LAGUNA SECA	MONZA	LAUSITZRING	MAGNY-COURS	JEREZ	LOSAIL	
				G 1 2	G 1 2	G 1 2	G 1 2	G 1 2	G 1 2	G 1 2	G 1 2	G 1 2	G 1 2	G 1 2	G 1 2	G 1 2	G 1 2	G 1 2
1 REA	95			3 1 1	2 1 2													
2 SYKES	66	29		1 5 6	3 2 1													
3 VAN DER MARK	65	30	1	6 3 2	1 3 4													
4 DAVIES	55	40	10	9 2 10	4 4 3													
5 GUINTOLI	40	55	15	4 6 5	5 7 6													
6 GIUGLIANO	35	60	5	2 4 3	6 18 10													
7 TORRES	33	62	2	12 8 7	10 8 8													
8 HAYDEN	31	64	2	7 9 4	8 Rt 5													
9 REITERBERGER	28	67	3	11 Rt 8	9 5 7													
10 CAMIER	19	76	9	10 7 Rt	14 11 11													
11 SAVADORI	17	78	2	8 12 Rt	18 10 9													
12 RAMOS	17	78	0	17 11 12	15 12 12													
13 BROOKES	14	81	3	14 10 9	13 15 16													
14 DE ANGELIS	12	83	2	18 Rt 13	19 9 14													
15 LOWES	12	83	0	5 Rt 14	7 6 Rt													
16 ABRAHAM	9	86	3	16 13 11	11 Rt 15													
17 BAIOTTO	6	89	3		12 13 13													
18 BARRIER	2	93	4	15 15 15	17 16 17													
19 FORÉS	2	93	0	13 Rt	16 14 Rt													
20 JONES	2	93	0	21 14 Rt														

G = Grid - 1 = Race 1 - 2 = Race 2

Ns = Did Not Start - Rt = Retired - Ex = Excluded - FI = Fallen



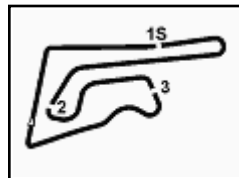
Buriram 4.554 m

## Thai Round, 11-12-13 March 2016 World Superbike - Best Laps & Speeds

1 / 2

No.	Rider	Nat	Bike	Best Lap		FP1		FP2		FP3		SP1		SP2		RC1		W1A		RC2	
				laps	speed	laps	speed	laps	speed	laps	speed	laps	speed	laps	speed	laps	speed	laps	speed	laps	speed
1	<b>60 VAN DER MARK Michael</b>	NED	Honda CBR1000RR SP	1'33.452		1'36.679	20	1'34.629	8	1'34.819			1'33.452	7	1'34.304	6	1'34.188	20	1'34.413	301	
2	<b>1 REA Jonathan</b>	GBR	Kawasaki ZX-10R	1'33.671		1'36.662	28	1'35.314	9	1'34.632			1'33.671	6	1'33.936	9	1'34.414	20	1'33.997	309	
3	<b>66 SYKES Tom</b>	GBR	Kawasaki ZX-10R	1'33.671		1'36.764	21	1'35.406	8	1'34.568			1'33.671	6	1'34.098	6	1'34.304	20	1'34.236	301	
4	<b>7 DAVIES Chaz</b>	GBR	Ducati 1199 Panigale R	1'33.844		1'37.741	18	1'35.461	9	1'34.917			1'33.844	7	1'34.769	3	1'34.758	20	1'34.261	305	
5	<b>50 GUINTOLI Sylvain</b>	FRA	Yamaha YZF R1	1'33.866		1'36.884	20	1'34.811	8	1'34.573			1'33.866	6	1'34.654	8	1'34.562	20	1'34.711	302	
6	<b>34 GIUGLIANO Davide</b>	ITA	Ducati 1199 Panigale R	1'33.983		1'37.142	18	1'35.479	8	1'35.013			1'33.983	5	1'34.596	8	1'35.174	20	1'34.821	298	
7	<b>22 LOWES Alex</b>	GBR	Yamaha YZF R1	1'34.371		1'36.994	25	1'35.224	8	1'34.677			1'34.371	4	1'34.676	7	1'34.757	9	1'34.686	299	
8	<b>69 HAYDEN Nicky</b>	USA	Honda CBR1000RR SP	1'34.416		1'36.315	23	1'35.344	9	1'34.520			1'34.416	6	1'34.476	9	1'34.631	20	1'34.714	302	
9	<b>21 REITERBERGER Markus</b>	GER	BMW S1000 RR	1'34.703		1'37.197	22	1'35.498	8	1'34.703			1'34.796	6	1'34.947	4	1'35.392	20	1'34.783	305	
10	<b>81 TORRES Jordi</b>	ESP	BMW S1000 RR	1'34.859		1'38.490	23	1'35.217	8	1'35.003			1'34.859	7	1'35.470	3	1'35.016	20	1'34.898	307	
11	<b>15 DE ANGELIS Alex</b>	RSM	Aprilia RSV4 RF	1'34.811		1'37.981	9	1'37.203	9	1'34.811	1'35.794			20	1'35.373	5	1'34.877	20	1'34.866	303	
12	<b>12 FORÉS Xavi</b>	ESP	Ducati 1199 Panigale R	1'34.918		1'37.728	18	1'36.542	7	1'35.462	1'35.686			20	1'35.851	7	1'34.918	9	1'35.908	296	
13	<b>32 SAVADORI Lorenzo</b>	ITA	Aprilia RSV4 RF	1'34.920		1'38.881	2	1'37.327	7	1'35.882	1'35.771			20	1'35.520	8	1'35.228	20	1'34.920	304	
14	<b>17 ABRAHAM Karel</b>	CZE	BMW S1000 RR	1'34.556		1'37.727	15	1'36.201	7	1'34.556	1'34.977			19	1'35.560	7	1'35.144	20	1'35.656	303	
15	<b>151 BAIOTTO Matteo</b>	ITA	Ducati 1199 Panigale R	1'35.205		1'36.846	19	1'35.644	8	1'36.722	1'35.205			6	1'35.513	4	1'37.205	20	1'35.274	296	
16	<b>25 BROOKES Joshua</b>	AUS	BMW S1000 RR	1'35.207		1'37.509	22	1'35.504	7	1'36.246	1'35.207			20	1'36.110	9	1'35.897	20	1'35.570	299	
17	<b>2 CAMIER Leon</b>	GBR	MV Agusta 1000 F4	1'35.288		1'36.047	10	1'35.604	8	1'35.838	1'35.288			20	1'35.563	8	1'35.747	20	1'35.362	291	
18	<b>40 RAMOS Román</b>	ESP	Kawasaki ZX-10R	1'35.429		1'36.924	15	1'36.561	6	1'35.758	1'35.605			20	1'35.722	6	1'35.886	20	1'35.429	297	
19	<b>20 BARRIER Sylvain</b>	FRA	Kawasaki ZX-10R	1'35.699		1'38.278	18	1'36.376	7	1'36.887	1'35.699			20	1'35.753	8	1'36.237	20	1'36.315	293	
20	<b>11 AL SULAITI Saeed</b>	QAT	Kawasaki ZX-10R	1'36.591		1'39.098	18	1'38.605	8	1'37.720	1'37.179			20	1'36.949	8	1'37.085	7	1'36.591	285	
21	<b>14 NAKCHAROENSRI Anucha</b>	THA	Yamaha YZF R1	1'36.681		1'39.569	16	1'38.310	7	1'38.357	1'37.416			17	1'38.372	8	1'37.621	20	1'36.681	287	



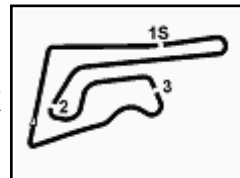


Buriram 4.554 m

## Thai Round, 11-12-13 March 2016 World Superbike - Best Laps & Speeds

2 / 2

No.	Rider		Best Lap		FP1		FP2		FP3		SP1		SP2		RC1		W1A		RC2	
	Nat	Bike	laps	speed	laps	speed	laps	speed	laps	speed	laps	speed	laps	speed	laps	speed	laps	speed	laps	speed
22	56	SEBESTYÉN Péter	1'37.728		1'42.964		1'39.035		1'38.577		1'37.757				1'38.269		1'37.728		1'37.872	
	HUN	Yamaha YZF R1	108	290	24	280	22	281	8	289	7	288			19	290	8	290	20	290
23	9	SCHMITTER Dominic	1'37.916		1'43.212				1'38.961		1'38.150				1'38.334		1'37.916		1'37.961	
	SUI	Kawasaki ZX-10R	76	293	13	282			8	288	7	290			20	289	8	288	20	293
24	10	TÓTH Imre	1'39.006		1'41.501		1'39.966		1'39.006		1'39.091				1'39.816		1'39.085		1'40.525	
	HUN	Yamaha YZF R1	101	291	20	284	21	284	8	291	6	288			19	290	8	291	19	289
25	19	KAEWJATURAPORN Sahustchai	1'39.212		1'42.920		1'41.765		1'40.568		1'41.373				1'39.971		1'39.990		1'39.212	
	THA	Kawasaki ZX-10R	97	290	21	281	21	278	7	287	2	287			19	290	8	287	19	289



## Thai Round, 11-12-13 March 2016 World Superbike - Race Winners

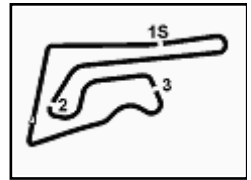
	2013	2014	2015	2016
<b>01 Phillip Island GP Circuit</b>	R1: Guintoli (Fra) Apr R2: Laverty (Irl) Apr	R1: Laverty (Irl) Suz R2: Guintoli (Fra) Apr	R1: Rea (Gbr) Kaw R2: Haslam (Gbr) Apr	R1: Rea (Gbr) Kaw R2: Rea (Gbr) Kaw
<b>02 Chang International</b>			R1: Rea (Gbr) Kaw R2: Rea (Gbr) Kaw	R1: Rea (Gbr) Kaw R2: Sykes (Gbr) Kaw
<b>03 MotorLand Aragón</b>	R1: Davies (Gbr) Bmw R2: Davies (Gbr) Bmw	R1: Sykes (Gbr) Kaw R2: Sykes (Gbr) Kaw	R1: Rea (Gbr) Kaw R2: Davies (Gbr) Duc	
<b>04 TT Circuit Assen</b>	R1: Sykes (Gbr) Kaw R2: Laverty (Irl) Apr	R1: Guintoli (Fra) Apr R2: Rea (Gbr) Hon	R1: Rea (Gbr) Kaw R2: Rea (Gbr) Kaw	
<b>05 Autodromo Internazionale</b>	R1: Sykes (Gbr) Kaw R2: Sykes (Gbr) Kaw	R1: Rea (Gbr) Hon R2: Rea (Gbr) Hon	R1: Rea (Gbr) Kaw R2: Rea (Gbr) Kaw	
<b>06 Sepang International</b>		R1: Melandri (Ita) Apr R2: Melandri (Ita) Apr	R1: Rea (Gbr) Kaw R2: Davies (Gbr) Duc	
<b>07 Donington Park</b>	R1: Sykes (Gbr) Kaw R2: Sykes (Gbr) Kaw	R1: Sykes (Gbr) Kaw R2: Sykes (Gbr) Kaw	R1: Sykes (Gbr) Kaw R2: Sykes (Gbr) Kaw	
<b>08 Misano World Circuit</b>		R1: Sykes (Gbr) Kaw R2: Sykes (Gbr) Kaw	R1: Sykes (Gbr) Kaw R2: Rea (Gbr) Kaw	
<b>09 Mazda Raceway Laguna</b>	R1: Sykes (Gbr) Kaw R2: Laverty (Irl) Apr	R1: Melandri (Ita) Apr R2: Sykes (Gbr) Kaw	R1: Davies (Gbr) Duc R2: Davies (Gbr) Duc	
<b>10 Autodromo Nazionale di</b>	R1: Melandri (Ita) Bmw R2: Laverty (Irl) Apr			
<b>12 Circuit de Nevers</b>	R1: Sykes (Gbr) Kaw R2: Sykes (Gbr) Kaw	R1: Guintoli (Fra) Apr R2: Melandri (Ita) Apr	R1: Rea (Gbr) Kaw R2: Rea (Gbr) Kaw	
<b>13 Circuito de Jerez</b>	R1: Laverty (Irl) Apr R2: Laverty (Irl) Apr	R1: Melandri (Ita) Apr R2: Melandri (Ita) Apr	R1: Sykes (Gbr) Kaw R2: Davies (Gbr) Duc	
<b>14 Losail International</b>		R1: Guintoli (Fra) Apr R2: Guintoli (Fra) Apr	R1: Torres (Esp) Apr R2: Haslam (Gbr) Apr	

### 2016

- 3 J. Rea
- 1 T. Sykes

### ALL TIMES

- |                |                 |                  |                  |             |
|----------------|-----------------|------------------|------------------|-------------|
| 59 C. Fogarty  | 14 S. Russell   | 4 Y. Kagayama    | 2 M. Neukirchner | 1 F. Nieto  |
| 52 T. Bayliss  | 14 B. Spies     | 4 M. Fabrizio    | 2 L. Baz         | 1 A. Barros |
| 43 N. Haga     | 13 A. Slight    | 3 M. Doohan      | 1 A. Ryo         | 1 J. Torres |
| 33 T. Corser   | 13 E. Laverty   | 3 A. Yanagawa    | 1 K. Kitagawa    |             |
| 32 J. Rea      | 11 S. Mertens   | 3 M. Tamada      | 1 Y. Takeda      |             |
| 31 C. Edwards  | 11 R. Xaus      | 3 L. Lanzi       | 1 T. Aoki        |             |
| 27 D. Polen    | 11 R. Laconi    | 3 R. Kiyonari    | 1 J. Whitham     |             |
| 27 T. Sykes    | 10 F. Pirovano  | 3 C. Crutchlow   | 1 A. Vieira      |             |
| 24 C. Checa    | 10 C. Vermeulen | 2 M. Lucchiari   | 1 A. Morillas    |             |
| 23 R. Roche    | 9 C. Davies     | 2 T. Rymer       | 1 G. Goodfellow  |             |
| 21 M. Biaggi   | 9 S. Guintoli   | 2 D. Chandler    | 1 P. Picotte     |             |
| 19 M. Melandri | 8 F. Merkel     | 2 P. Goddard     | 1 T. Kipp        |             |
| 17 P. Chili    | 8 A. Gobert     | 2 M. Lucchinelli | 1 A. Meklau      |             |
| 16 G. Falappa  | 7 B. Bostrom    | 2 M. Dowson      | 1 J. Reynolds    |             |
| 16 N. Hodgson  | 5 D. Tardozzi   | 2 K. Magee       | 1 C. Walker      |             |
| 16 J. Toseland | 5 L. Haslam     | 2 H. Izutsu      | 1 A. Pitt        |             |
| 14 J. Kocinski | 4 R. Phillis    | 2 S. Byrne       | 1 G. McCoy       |             |

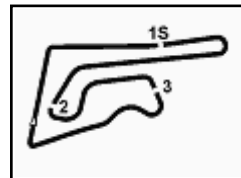


## Thai Round, 11-12-13 March 2016 World Superbike - Team Standings

102/02

Buriram 4.554 m

	February 28 PHILLIP ISLAND	March 13 BURIRAM	April 3 ARAGON	April 17 ASSEN	May 1 IMOLA	May 15 SEPANG	May 29 DONINGTON PARK	June 19 MISANO	July 10 LAGUNA SECA	July 24 MONZA	September 18 LAUSITZRING	October 2 MAGNY-COURS	October 16 JEREZ	October 28 LOSAIL
<b>1 Kawasaki Racing Team</b>	<b>161</b>													
REA Jonathan <sup>1</sup>	95	25	25	25	20									
SYKES Tom <sup>1</sup>	66	11	10	20	25									
<b>2 Honda World Superbike Team</b>	<b>96</b>													
VAN DER MARK Michael <sup>2</sup>	65	16	20	16	13									
HAYDEN Nicky <sup>13</sup>	31	7	13		11									
<b>3 Aruba.it Racing - Ducati</b>	<b>90</b>													
DAVIES Chaz <sup>3</sup>	55	20	6	13	16									
GIUGLIANO Davide <sup>3</sup>	35	13	16		6									
<b>4 Althea BMW Racing Team</b>	<b>61</b>													
TORRES Jordi <sup>10</sup>	33	8	9	8	8									
REITERBERGER Markuš <sup>5</sup>	28		8	11	9									
<b>5 Pata Yamaha Official WorldSBK Team</b>	<b>52</b>													
GUINTOLI Sylvain <sup>11</sup>	40	10	11	9	10									
LOWES Alex <sup>11</sup>	12		2	10										
<b>6 IodaRacing Team</b>	<b>29</b>													
SAVADORI Lorenzo <sup>8</sup>	17	4		6	7									
DE ANGELIS Alex <sup>8</sup>	12		3	7	2									
<b>7 Milwaukee BMW</b>	<b>23</b>													
BROOKES Joshua <sup>9</sup>	14	6	7	1										
ABRAHAM Karel <sup>9</sup>	9	3	5		1									
<b>8 MV Agusta Reparto Corse</b>	<b>19</b>													
CAMIER Leon <sup>2</sup>	19	9		5	5									
<b>9 Team GoEleven</b>	<b>17</b>													
RAMOS Román <sup>12</sup>	17	5	4	4	4									
<b>10 VFT Racing</b>	<b>6</b>													
BAIOCCO Matteo <sup>14</sup>	6			3	3									
<b>11 Desmo Sport Ducati</b>	<b>2</b>													
JONES Mike <sup>15</sup>	2	2												
<b>12 Barni Racing Team</b>	<b>2</b>													
FORÉS Xavi <sup>7</sup>	2			2										
<b>13 Pedercini Racing</b>	<b>2</b>													
BARRIER Sylvain <sup>6</sup>	2	1	1											



## Thai Round, 11-12-13 March 2016 World Superbike - Ideal Times Race 2

No.	Rider	Nat	Bike	Seg. 1	Seg. 2	Seg. 3	Seg. 4	Ideal Time	Lap Time	Pos.	Diff.
1	<b>1 J. REA</b>	GBR	Kawasaki ZX-10R	<b>19.466</b>	27.218	21.826	<b>25.271</b>	<b>1'33.781</b>	1'33.997	1	0.216
2	<b>7 C. DAVIES</b>	GBR	Ducati 1199 Panigale R	19.562	<b>27.164</b>	21.834	25.358	<b>1'33.918</b>	1'34.261	3	0.343
3	<b>66 T. SYKES</b>	GBR	Kawasaki ZX-10R	19.592	27.236	21.821	25.299	<b>1'33.948</b>	1'34.236	2	0.288
4	<b>60 M. VAN DER MARK</b>	NED	Honda CBR1000RR SP	19.700	27.274	21.772	25.299	<b>1'34.045</b>	1'34.413	4	0.368
5	<b>50 S. GUINTOLI</b>	FRA	Yamaha YZF R1	19.691	27.350	21.805	25.482	<b>1'34.328</b>	1'34.711	6	0.383
6	<b>22 A. LOWES</b>	GBR	Yamaha YZF R1	19.787	27.497	<b>21.674</b>	25.414	<b>1'34.372</b>	1'34.686	5	0.314
7	<b>69 N. HAYDEN</b>	USA	Honda CBR1000RR SP	19.716	27.488	21.752	25.489	<b>1'34.445</b>	1'34.714	7	0.269
8	<b>15 A. DE ANGELIS</b>	RSM	Aprilia RSV4 RF	19.523	27.574	21.857	25.523	<b>1'34.477</b>	1'34.866	10	0.389
9	<b>32 L. SAVADORI</b>	ITA	Aprilia RSV4 RF	19.582	27.592	21.925	25.430	<b>1'34.529</b>	1'34.920	12	0.391
10	<b>81 J. TORRES</b>	ESP	BMW S1000 RR	19.641	27.521	21.908	25.488	<b>1'34.558</b>	1'34.898	11	0.340
11	<b>21 M. REITERBERGER</b>	GER	BMW S1000 RR	19.595	27.497	21.967	25.508	<b>1'34.567</b>	1'34.783	8	0.216
12	<b>34 D. GIUGLIANO</b>	ITA	Ducati 1199 Panigale R	19.742	27.625	21.749	25.451	<b>1'34.567</b>	1'34.821	9	0.254
13	<b>17 K. ABRAHAM</b>	CZE	BMW S1000 RR	19.686	27.567	22.078	25.765	<b>1'35.096</b>	1'35.656	17	0.560
14	<b>151 M. BAIOTTO</b>	ITA	Ducati 1199 Panigale R	19.924	27.584	22.104	25.510	<b>1'35.122</b>	1'35.274	13	0.152
15	<b>2 L. CAMIER</b>	GBR	MV Agusta 1000 F4	20.046	27.588	21.919	25.628	<b>1'35.181</b>	1'35.362	14	0.181
16	<b>40 R. RAMOS</b>	ESP	Kawasaki ZX-10R	19.912	27.656	21.988	25.631	<b>1'35.187</b>	1'35.429	15	0.242
17	<b>25 J. BROOKES</b>	AUS	BMW S1000 RR	19.755	27.674	22.118	25.641	<b>1'35.188</b>	1'35.570	16	0.382
18	<b>12 X. FORÉS</b>	ESP	Ducati 1199 Panigale R	19.863	27.860	22.179	25.640	<b>1'35.542</b>	1'35.908	18	0.366
19	<b>20 S. BARRIER</b>	FRA	Kawasaki ZX-10R	19.982	27.984	22.308	25.827	<b>1'36.101</b>	1'36.315	19	0.214
20	<b>11 S. AL SULAITI</b>	QAT	Kawasaki ZX-10R	20.162	28.181	22.162	25.807	<b>1'36.312</b>	1'36.591	20	0.279
21	<b>14 A. NAKCHAROENSR</b>	THA	Yamaha YZF R1	20.248	28.078	22.111	25.964	<b>1'36.401</b>	1'36.681	21	0.280
22	<b>9 D. SCHMITTER</b>	SUI	Kawasaki ZX-10R	20.411	28.345	22.632	26.207	<b>1'37.595</b>	1'37.961	23	0.366
23	<b>56 P. SEBESTYÉN</b>	HUN	Yamaha YZF R1	20.252	28.596	22.540	26.253	<b>1'37.641</b>	1'37.872	22	0.231
24	<b>19 S. KAEWJATURAPO</b>	THA	Kawasaki ZX-10R	20.524	28.795	22.965	26.709	<b>1'38.993</b>	1'39.212	24	0.219
25	<b>10 I. TÓTH</b>	HUN	Yamaha YZF R1	20.606	29.138	23.290	27.185	<b>1'40.219</b>	1'40.525	25	0.306
<b>Overall Ideal Time</b>				<b>19.466</b>	<b>27.164</b>	<b>21.674</b>	<b>25.271</b>	<b>1'33.575</b>			